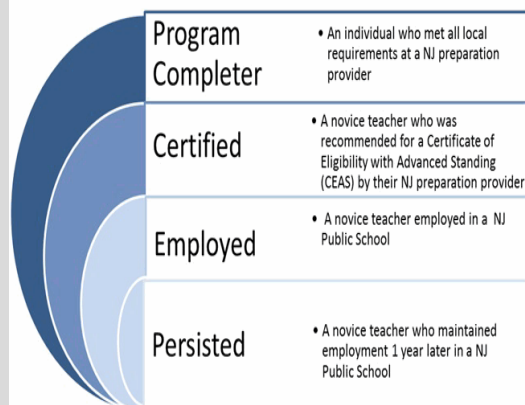


Montclair State University Report

The goal of this report is to share the available state data on novice teachers that this Educator Preparation Provider (EPP) recommended for certification. The visual to the right describes the categories of information based upon data available. To create the report, the New Jersey Department of Education has synthesized data from multiple sources: NJSmart, TCIS, NJSure and other state data collections. The base of the report is a **1 year cohort of teachers who were certified in 2014-2015 with a CEAS and/or employed in the 2016-2017 school year (SY) in a New Jersey public school as of October 15, 2016.** Throughout the report, the graphics and tables reference their data source with a 1, 2, 3, or 4. For additional details see further explanation on the last page.



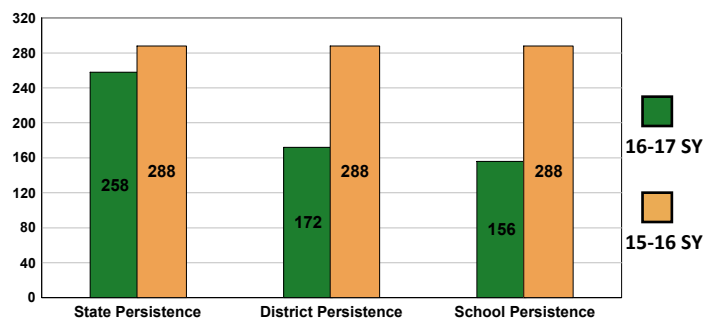
Hire Rate (1,2)

	2017		CEAS Statewide
Employed certified completer in 16-17 SY	319	70 %	65 %
CEAS certified completer in 14-15 SY	458		

	2016		CEAS Statewide
Employed certified completer in 15-16 SY	330	66 %	64 %
CEAS certified completer in 13-14 SY	500		

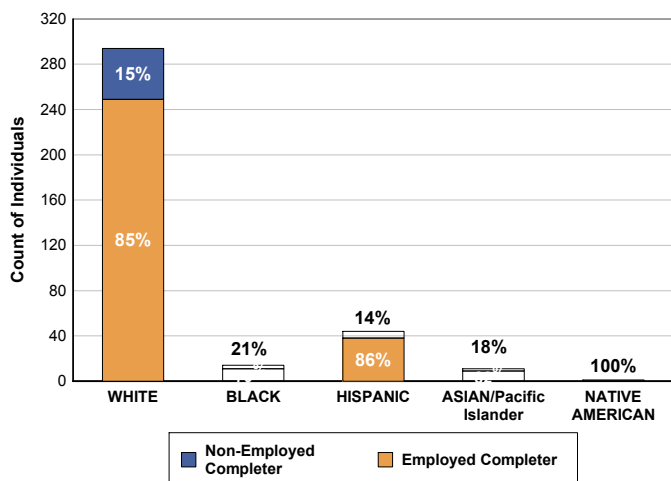
*The 1 year persistence count for the 16-17 SY is derived from the 14-15 SY certified completers

*Persistence (2)



Persistence	Percent
Persisted In State in 16-17	89.6%
Persisted In District in 16-17	59.7 %
Persisted In School in 16-17	54.2 %

Race (2,3)



Gender (2,3)

