



## Montclair State University NEST Mobile

### Compatible Devices:

**Apple:** Montclair State NEST Mobile requires iOS 8.0 or later and is compatible with iPhone, iPad and iPod Touch. The app requires 25.5 MB of space.

**Android:** Montclair State NEST Mobile requires Android devices running system version 4.0.3 or later.

### Downloading the App:

- [iOS App Store for Apple devices](#)
- [Google Play Store for Android devices](#)

### Manual Instructions:

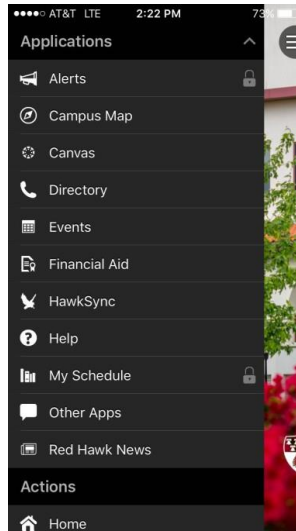
- 1) Open the Google Play Store (Android) or the App Store (iOS) on your device.
- 2) Search for “Montclair State NEST Mobile” in your store’s search menu.
- 3) Find Montclair State NEST Mobile in the search results and select download.
  - a. You may be prompted for your Gmail username and password (Android) or your Apple ID and password (iOS).
  - b. Montclair State NEST Mobile is a FREE app and you will not be charged for downloading.
- 4) Once the app is downloaded, find it on your devices’ app list and select it.

### Navigating the App:

Once the app opens you will be greeted by the Montclair State NEST Mobile home screen featuring the Red Hawk Statue and Montclair State University crest.



To begin navigating the Montclair State NEST Mobile app, select the Menu Icon in the top left corner to open the Application Menu.



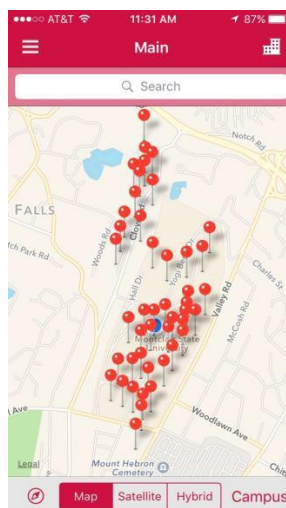
Some functions of Montclair State NEST Mobile require you to log in to access. Any Modules you see with a Lock Icon next to them require you to log into NEST with your University NetID and password to access. Additionally, there are modules including Student Accounts that are role-specific and require login to view.

### **Announcements Module (Requires Login)**

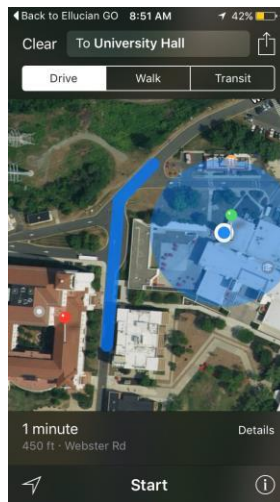
The Announcements module is where Notifications are stored. Notifications will be sent out if there is an important academic announcement. It is important that you keep Notifications enabled on your smartphone for Montclair State NEST Mobile so you can receive the latest updates.

### **Campus Map**

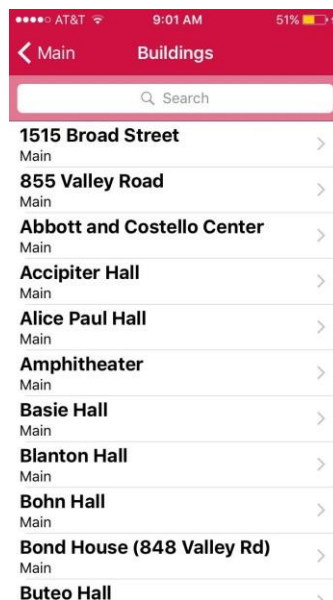
The Campus Map module is an interactive map of Montclair State University's main campus. All of the important buildings and residence halls are highlighted on the map.



Selecting a PIN opens up more information about a building including the option to get directions to this building via your device's Maps App.



You also have the ability to search for a building or residence hall in the top search bar. Additionally, tapping on the buildings icon in the top right corner opens up a full list of the campus' buildings.



## Canvas

The Canvas module opens up a link in your smartphone's default browser to Canvas. If you are already logged into Canvas on your device, you will be immediately taken to your Canvas dashboard. If you are not logged in, an additional login is required.

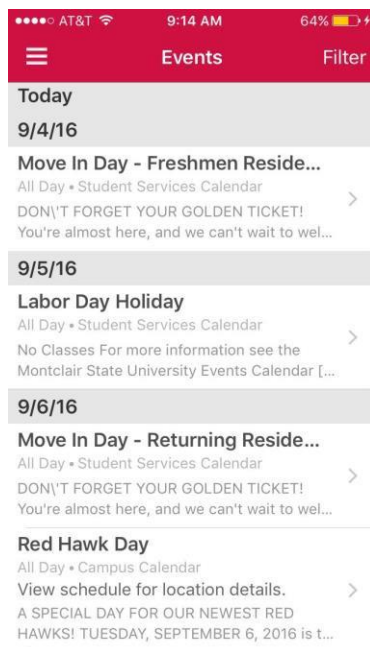
## Faculty Directory

The Faculty Directory module opens up link within Montclair State NEST Mobile's browser to Montclair State University's Employee and Faculty Directory. Here you are able to search for any employee or faculty member and immediately get their title and contact information.

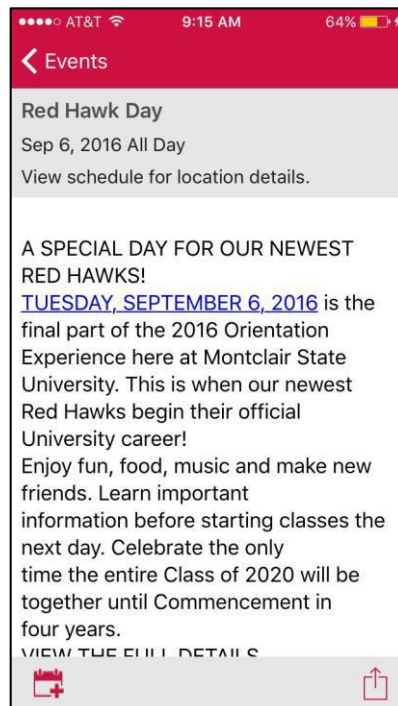


## Events

The Events module shows the latest events from the University Calendar.



Selecting an event shows the event details. You also have the ability to add the event to your device's calendar using the Calendar Icon in the bottom left corner.



## Financial Aid

The Financial Aid module opens up the Montclair State University Financial Aid page. Unfortunately, this page is not mobile responsive at the moment.

## HawkSync

The HawkSync module opens up HawkSync in your device's native browser. If you are already logged into HawkSync on this device, you will be taken to your HawkSync dashboard. If you are not logged in, an additional login is required.

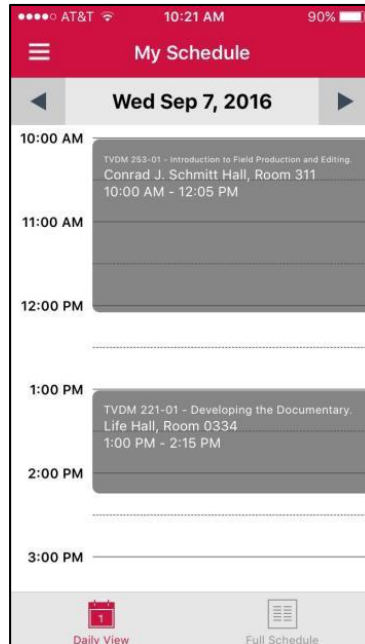
## Emergency Contacts

The Help module lists all the important emergency numbers for Montclair State University including University Police, Counseling and Psychological Services, University Health Center and the University Closing Hotline. In addition, a few of these emergency contacts include emails and addresses to the location of the particular office or service.

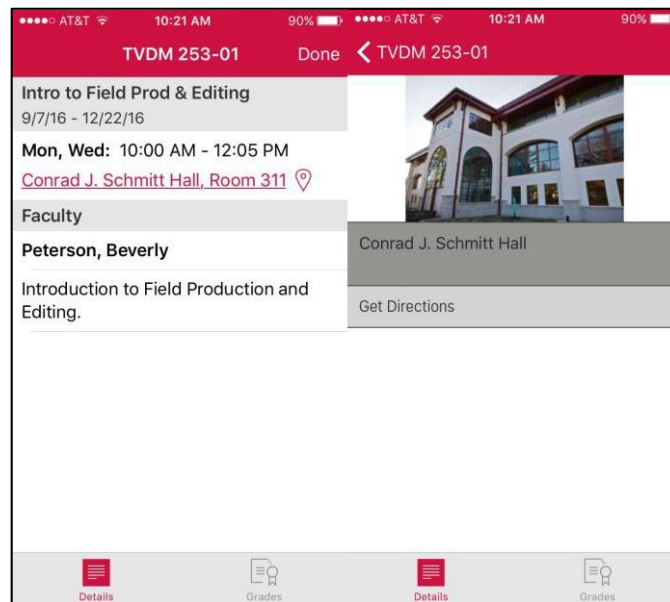
Links and descriptions of safety apps such as Circle of Six, Rave Guardian and Rave Alerts are included on this page.

## My Schedule (Login Required)

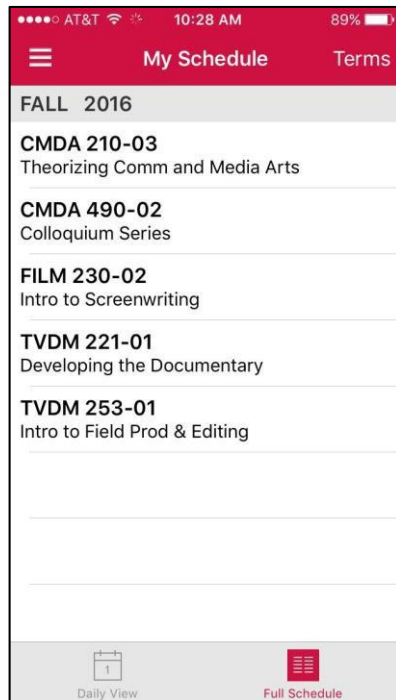
The My Schedule modules shows all of your course information for the current semester. Navigating to a day where you have a class or classes will show a detailed calendar of your courses, the times your courses are taking place and their location.




Selecting a course will bring up further information including the ability to find directions to the building your course is taking place in.



Additionally, you can get a full list of your courses for the current semester by selecting Full Schedule on the Calendar listing screen.



You can select each course and get detailed information about that course including the time in which it is taking place, the professor teaching the course and the course location with the option to get directions to that location.



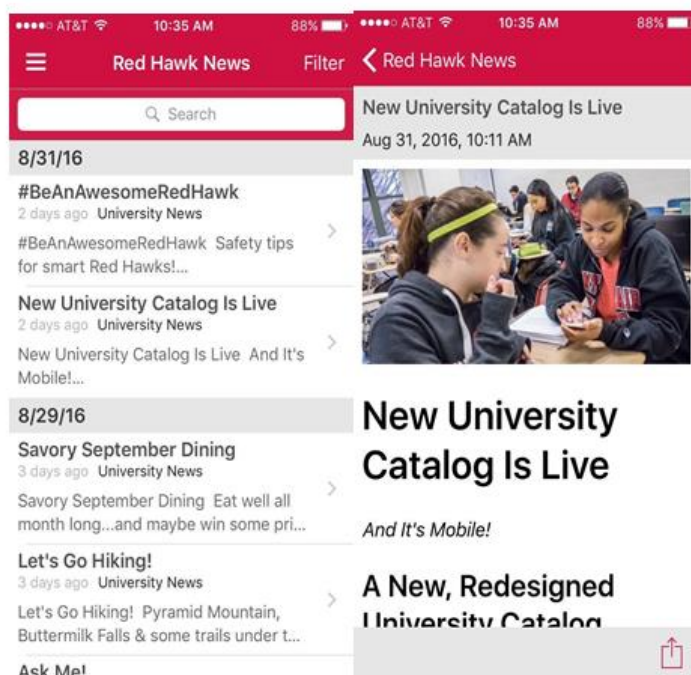
Faculty can access their class roster list by selecting Roster on bottom menu.

## Other Apps

The Other Apps module opens up a mobile webpage in Montclair State NEST Mobile that lists and describes all of the other exciting and useful apps that Montclair State University has to offer with links to download these apps.

## Red Hawk News

The Red Hawk News module lists all the exciting and important news from Red Hawk News! Find out about campus events, the latest dining information on campus, deadline information, contests and prizes, new software or NEST updates and so much more! All Red Hawk News information is located conveniently inside your Montclair State NEST Mobile app and is easily readable on any device.



## Student Accounts (Required Login, Students Only)

The Student Accounts module opens up the Student Accounts page in NEST. Here you can access your current statement and payment history, set up a payment plan, pay your bill, waive your health insurance and set up direct deposit.

## FAQs

- 1) I can't download the app, why not?
  - a. NEST Mobile requires the latest iOS or Android operating system versions and only works on these platforms. Do you have enough space to download NEST Mobile? Are you having trouble with their Google Play or Apple ID username and password?
- 2) I keep getting logged out every time I open the app, why?
  - a. NEST Mobile uses the same security authentication system as NEST. This means you will get logged out after 15 minutes of inactivity. Due to security reasons, we do not allow a user to remain logged in indefinitely.



- 3) Why can't I register for classes?
  - a. Registration in NEST Mobile is not yet active. Please be on the lookout for future updates regarding NEST Mobile.
- 4) Why isn't the sign in button working?
  - a. You have to be patient with the sign in. Enter your University NetID and password and only select Sign In one time.
  - b. Wait until you are fully logged in, do not press the button more than once.
- 5) When can I view my grades?
  - a. Grades for the fall 2016 semester and beyond are included in the app. To find grades from past semesters, please view your unofficial transcript or your degree audit in Degree Works.
- 6) Why am I being taken to the NEST login screen after I've already signed in when I select Degree Works or another module?
  - a. Try navigating back to the module again. Occasionally, the login screen appears instead of a certain module after you've signed in. You should be able to access that module now.