



# Verify PCard Transactions

## Table of Contents

Process PCard Transactions.....	1
Review Budget Check.....	4
Save for Later (Optional).....	6
System Drafts.....	6
Approval Process .....	7
Check PCard Verification Status .....	8
Sent Back Requests (Edit Verification).....	9

The Verify PCard Transactions functionality is used to review, allocate, and process purchasing card (PCard) transactions made on behalf of your department.

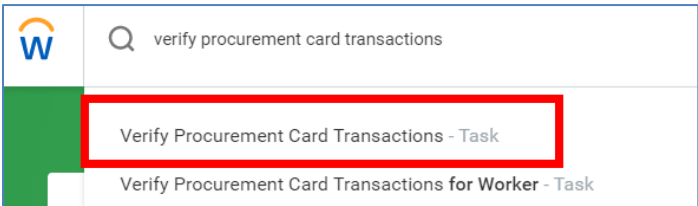
The PCard Holder will have the role of Employee as Self within the system, and the approver will have the role of PCard Approver.

The transactions are posted by the vendors to Bank of America, and then they are transferred to Workday. This process typically can take up to two days. Once the transaction has been posted to Workday, the PCard Holder will receive both email and an Inbox item within Workday indicating there is a purchase(s) which needs to be verified and allocated. They will receive an additional message after five days if no action has been taken on the PCard transactions. In addition, the department manager affected by the purchase will receive a notification that the review is still pending.

**NOTE:** By the end of each billing cycle (the last business day of the month) all PCard Holders and Approvers **MUST** verify any open transactions within Workday.

## Process PCard Transactions

- 1) Enter **Verify Procurement Card Transactions** into the *Search* bar and select it from the search results.



The *Verify Procurement Card Transactions* screen displays a listing of the open credit card transactions which need to be verified and updated with the correct worktags for your purchase. The following fields also display:

- a. **Company:** This field defaults to Montclair State University.
- b. **Document Date:** Defaults to today's date, including transactions from today's date or prior.
- c. **Select All:** You have the option of verifying all or a portion of the transactions in the list. Click the Select All box to check all transactions only if they will all be allocated to the same worktags. Otherwise, select the individual transactions to process by clicking in the corresponding - selection box to the left of the appropriate transaction line.

**Note:** If multiple lines are selected, they will be batched together when sent to the PCard Approver for review and processing.

Verify Procurement Card Transactions

For Benjamin Merrick

Company ✖ Montclair State University ...

Document Date ★ 10/30/2019 📅

Select All ☐

42 Items 🔍 📄 🔍

Select	Transaction	Transaction Date	Corporate Credit Card Account	Company	Merchant Name	Charge Description	Billing Date	Expense Item	Extended Transaction Amount	Transaction Currency	Billing Currency
<input type="checkbox"/>	<span>🔍</span>	06/05/2019	Bank of America - PCard	Montclair State University	LOWES #01957	LOWES #01957	06/11/2019		19.94	USD	USD
<input type="checkbox"/>	<span>🔍</span>	06/04/2019	Bank of America - PCard	Montclair State University	AGL WELDING DN/CL WEB	AGL WELDING DN/CL WEB	06/11/2019		52.32	USD	USD
<input type="checkbox"/>	<span>🔍</span>	07/08/2019	Bank of America - PCard	Montclair State University	THE HOME DEPOT #0908	THE HOME DEPOT #0908	07/11/2019		72.37	USD	USD
<div> <span>OK</span> <span>Cancel</span> </div>											

- 2) Some suppliers provide detailed information for the purchase. To see this additional information, click the **magnifying glass** under the *Transaction* column on the corresponding line and a screen displaying the item information displays. After reviewing this data, click the **Back Arrow** to return to this transaction list.
- 3) After selecting the transaction(s) to verify, click **OK**.
- 4) On the **Transaction Details** tab, you can view summary information of the specific transaction. If you selected one transaction, the information will populate automatically and you can edit as needed. If you selected multiple transactions, be sure to select the appropriate transaction line on the left of the screen, to view the correct details.

For: Linda Purn Total Verification Amount: 51.89 USD

Information Attachments **Transaction Details**

**Add**

2 Items Sort By: ▾

Item	Amount
AMZN Mktp US 06/06/2019	33.92 USD
AMZN MKTP US 06/06/2019	17.97 USD

**Edit Summary**

**Transaction**

Credit Card Transaction \* 06/06/2019 AMZN Mktp US 33.92 USD

Transaction Date: 06/06/2019

Charge Description: AMZN Mktp US

Supplier:

**Amount**

Remaining Transaction Amount to Verify: 0.00

Credit Card Transaction Amount: 33.92

Transaction Currency: USD

Sales Tax Collected: ☐

- 5) Scroll down to the **Transaction Details** section to review the transaction.
- 6) In the *Item and Category* column, select the prompt icon to add in the correct **Spend Category**. This required field represents the commodity being purchased. Type a word related to the commodity and select from the search results list.

Transaction Details 1 Item

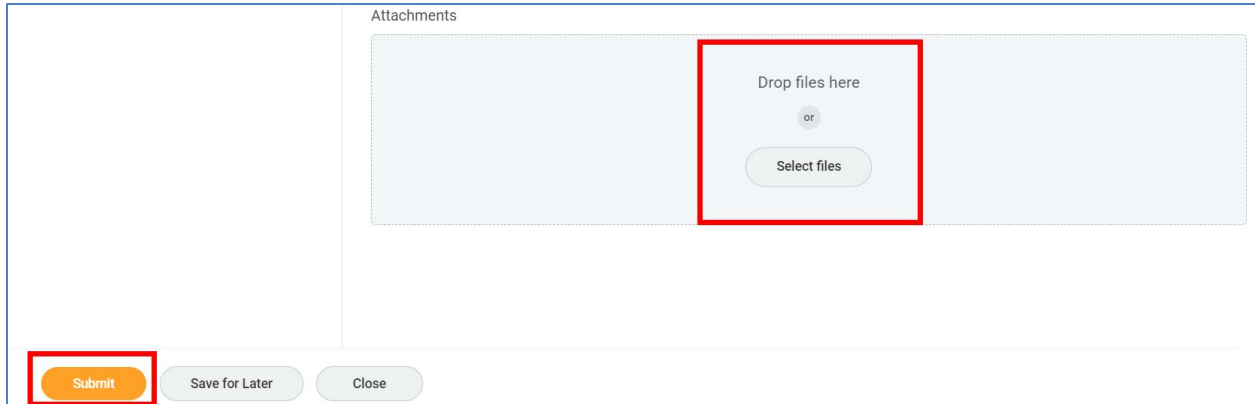
Company	Business Document Line	Item and Category	Quantity	Transaction Amount
Montclair State University		<p>Item: <input type="text"/></p> <p>Line Item Description: <input type="text"/></p> <p><b>Spend Category</b>: <input type="text"/></p>	0	<p>Unit of Measure: select one</p> <p>Unit Cost: 0.00</p> <p>Extended Amount: 17.97</p> <p>Currency: USD</p>

- 7) Scroll to the right side of the page, and in the **Memo** field, enter additional details about the purchase, such as why the purchase was made, the name of the event for the purchase, etc. This is a required field by the Procurement department.
- 8) Confirm the correct worktags are listed in the **Cost Center** and **Additional Worktags** fields. If the purchase was made on behalf of another **Cost Center**, update this field as needed, by clicking within each worktag field and selecting the 'X' to the left of the worktag. Then, search for the appropriate driver worktag in the corresponding field to re-populate the correct worktag information. The additional worktags auto-populate based on the selected the driver worktag of **Cost Center**, **Grant**, **Gift**, or **Project**.

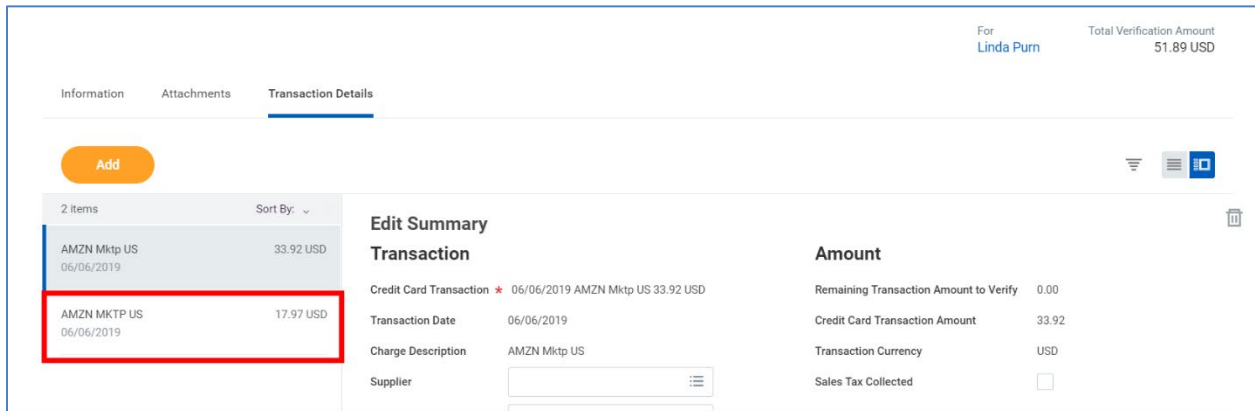
Transaction Details 1 item

Memo	*Cost Center	*Division	*Additional Worktags	Splits
	CC10340 Residence Life	D80 Student Development and Campus Life	<p>Fund: F11 Auxiliary Fund</p> <p>Program: N20 Auxiliary Operating Expenditures</p>	0

- 9) Below the Transaction Details window is the **Attachments** section, where you can drag or browse to upload purchase receipt(s). Note: Attachments are required for all Grant transactions and are strongly recommended to be added for Departmental purchases. Acceptable attachments include receipts, order confirmations, etc.



- 10) If you have multiple transactions, be sure to scroll back up to the list of selected transactions, select the next transaction and repeat the review and allocation process.



- 11) When all lines have been reviewed and allocated, click the **Submit** button to send to the Approver for review.

## Review Budget Check

If the system finds an issue with the budget versus your request, a “Review Budget Check” action and Review button displays on the screen, once the request is submitted. An item will also be sent to your Inbox, Actions tab. **NOTE-This request will NOT be sent to the approver for review if there is an issue with the budget.**

## You have submitted

Supplier Invoice: SI-0000000063, LENOVO US INC on 11/10/2019 for \$5,000,000.00 Actions

Up Next

**Your name here!**

Review Budget Check

Due Date 11/11/2019

Review

> Details and Process

- 1) Click the **Review** button to drill into the request in order to find the issue.  
In the upper right corner, the budget status displays.
- 2) Click the **View** button on the line to see the specific details of the request.

### Review Budget Check

Check Budget (Financial) for Supplier Invoice Actions

Budget Check Status  
Fail (Insufficient Budget)

Transaction exceeds available budget remaining in the budget pool. Correct any inaccurate worktags or create a Budget Amendment to transfer budget from another budget pool.

For Transaction Supplier Invoice: SI-0000000063, LENOVO US INC on 11/10/2019 for \$5,000,000.00

Request Override ☐

Budget With Exceptions Transactions

Budget With Exceptions 1 item

Company	Budget Structure	Year	Control Periods	Budget Check Option	Budget to Date	
Montclair State University	Control Budget Structure - Parent	FY 2020	Annual	Control	<input checked="" type="checkbox"/>	View

Submit

Send Back

Save for Later

Cancel

- 3) Review the columns of the report, and pay special attention to the Budget Amount versus the Current Transaction columns.

Budget Check Exceptions

Budget Structure

Control Budget Structure - Parent

Budget

FY20 Control Budget

Budget to Date

Yes

Include Reserved Journal Lines

Yes

Evaluation Date Option

Accounting Date

Transaction: Parent Event

Supplier Invoice: SI-0000000063, LENOVO US INC on 11/10/2019 for \$5,000,000.00

1 item

Company

Ledger Account/Summary

Dimensions on Journal Lines

Budget Structure Dimensions Subject to Budget Check

Budget Amount

Spend

Current Transaction

Available Budget

Line-Level Status

Montclair State University

60525:Membership & Subscriptions

CC10293 University Controller  
D53 Finance and Treasury  
F10 Unrestricted Operating Fund  
LENOVO US INC  
N15 Institutional Support  
SC0123 Memberships/Dues

CC10293 University Controller  
D53 Finance and Treasury  
F10 Unrestricted Operating Fund  
N15 Institutional Support

52,900.00

2,067.20

5,000,000.00

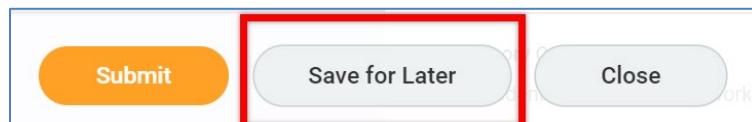
(4,949,167.20)

Fail (Insufficient Budget)

- 4) Based on the information provided, decide if a Budget amendment needs to be completed, or if the request should be edited to adjust the Worktags.

## Save for Later (Optional)

- 1) Click the **Save for Later** button to save your transaction and return to it later if you do not have all the needed information.



- 2) To go back to a saved PCard Verification, see the *System Drafts* section below.

## System Drafts

- 1) To access a pcard transaction draft or one that was saved for later, enter **My Procurement Card Transaction Verifications** in the **Search** field, and select the same task.

My Procurement Card Transaction Verifications <span>Actions</span>						
6 Items						
Procurement Card Transaction Verification	Verification Number	Company	Verification Date	Status	Verification Amount	Currency
	PCV-0000000013	Montclair State University	11/08/2019	Draft	63.48	USD
	PCV-0000000014	Montclair State University	11/08/2019	Draft	374.40	USD
	PCV-0000000015	Montclair State University	11/08/2019	Draft	(1.79)	USD
	PCV-0000000016	Montclair State University	11/08/2019	Draft	501.10	USD
	PCV-0000000017	Montclair State University	11/08/2019	Draft	31.98	USD
	PCV-0000000010	Montclair State University	11/05/2019	Approved	27.98	USD

- 2) Click the **twinkie** next to the magnifying glass on the selected request to open the Related Actions window.



**My Procurement Card Transaction Verifications** Actions

6 Items

Actions

Procurement Card Transaction Verification

1000000017

Status: Draft

For: Colette Killian

Company: Montclair State University

Currency: USD

Date: 11/08/2019

Total Amount: 31.98

Credit Card Transactions: 1

Status	Verification Amount	Currency
Draft	63.48	USD
Draft	374.40	USD
Draft	(1.79)	USD
Draft	501.10	USD
Draft	31.98	USD
Approved	27.98	USD

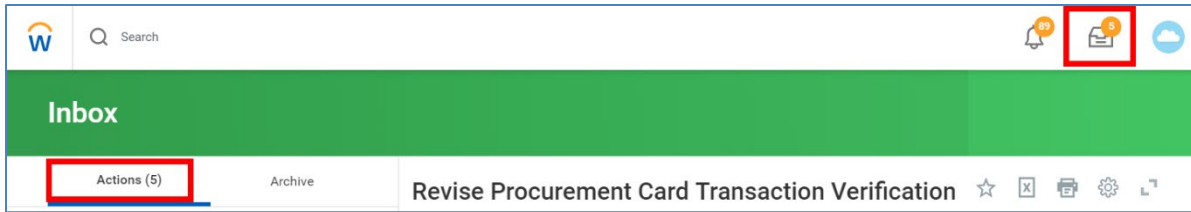
- 3) Click **Procurement Card Transactions > Edit** to return to the transaction and complete it.

## Approval Process

Once submitted, the process moves forward for additional review and approval to the list below:

- a. **Project** – Project Manager to PCard Approver
  - b. **Gift** - Gift Manager to PCard Approver
  - c. **Grant** – Principal Investigator (if needed) to Grants Accounting
  - d. **Departmental Purchase** - P-Card Approver
- 1) To review the items from the PCard Holder, the Approver should double-click the corresponding **Inbox** message in the system.
  - 2) Once the message has been opened, the Approver can click the **Cost Center Transaction hyperlink**, if available. This will display additional, line item detail on the purchase, if provided by the vendor.
  - 3) Next, the Approver should review and confirm all **Worktags, spend categories, memos, and attachments** are correct.
  - 4) NOTE: If multiple charge lines are included, the Approver will see multiple lines on the review page. Review each line, then click on the next line to review. Repeat until all lines have been reviewed and confirmed.
  - 5) If all information is correct, the Approver should select **Approve** at the bottom of the screen. If any information needs to be adjusted, the Approver must select **Send Back** and include a message to the PCard Holder as to what needs to be changed. The Approver cannot make changes to information.

**NOTE:** If any changes need to be made by the PCard Holder, they will need to resubmit the information back to the Approver once the request has been updated. The PCard Holder receives a request for more information in the Inbox, where it can be edited.



**NOTE:** If transactions are not processed and approved by the end of the billing cycle (last business day of the month), a note will be sent as a reminder. PCards will be suspended for 30 days if no processing occurs by the 5<sup>th</sup> business day of the next month.

## Check PCard Verification Status

- 1) Once a PCard Verification request has been sent to the Approver, the PCard Holder can check the status of the request by going to **My Procurement Card Transactions** from the **Search** field.

- 2) Enter the transaction date range in the **Start** and **End** fields to filter the number of returns you will see from your search. Otherwise, click the **OK** button at the bottom left of the screen to bring up all transactions associated to you.

When the list of transactions displays, review the Status column to see the current state of the request. A status of **New** refers to transactions which have not been verified as yet, **Pending** indicates the transaction has been submitted and is awaiting approval, and **Approved** denotes the Approver has reviewed and processed the transaction.



← My Procurement Card Transactions							
28 Items							
Credit Card Transaction	Transaction Date	Status	Charge Description	Supplier	Purchase Order	Transaction Amount	Transaction Currency
	10/30/2019	New	EBSCO			427.47	USD
	10/30/2019	New	EBSCO			38.57	USD
	10/30/2019	New	EBSCO			1,431.19	USD
	10/30/2019	New	EBSCO			1,285.67	USD
	10/30/2019	New	EBSCO			1,469.50	USD
	10/30/2019	New	AMAZON.COM*ZP03Z1RY3 AMZN			6.79	USD
	10/30/2019	New	AMAZON.COM*H69L00RM3 AMZN			40.77	USD
	10/30/2019	New	THEODORE FRONT MUSIC			14.99	USD
	10/30/2019	Pending	AMZN Mktp US			26.11	USD

## Sent Back Requests (Edit Verification)

Only if an Approver sends back a PCard item, can the PCard Holder edit the request from within their **Inbox**, under the **Actions** tab.

To revise the item, per the Approver's request, the PCard Holder must:

- 1) Click the item within the **Action** tab of the Inbox.
- 2) Make and changes to the transaction displayed on the right side of the screen.
- 3) Click the **Submit** button, at the bottom of the screen, to resubmit the item to the Approver.

Inbox

Actions (7)

Archive

Viewing: All

Sort By: Newest

Procurement Card Transaction Verification: PCV-0000000128, Benjamin Merrick on 10/31/2019 for (\$93.04)

Sent Back by Sue Mendzik Davis

29 second(s) ago - Due 11/01/2019, Effective 10/31/2019

Procurement Card Transaction Verification: PCV-0000000127, Benjamin Merrick on 10/29/2019 for \$441.13

1 day(s) ago - Effective 10/29/2019

Check Budget (Financial) for Procurement Card Transaction Verification Event

2 month(s) ago - Due 06/15/2019

Credit Card Transactions Loaded: 2

3 month(s) ago - Due 07/28/2019

Credit Card Transactions Loaded: 2

3 month(s) ago - Due 07/18/2019

Credit Card Transactions Loaded: 1

3 month(s) ago - Due 07/13/2019

Credit Card Transactions Loaded: 2

3 month(s) ago - Due 07/12/2019

Revise Procurement Card Transaction Verification

Procurement Card Transaction Verification: PCV-0000000128, Benjamin Merrick on 10/31/2019 for (\$93.04)

29 second(s) ago - Due 11/01/2019, Effective 10/31/2019

For Benjamin Merrick

Total Verification Amount (\$93.04) USD

Information

Attachments

Transaction Details

Add

1 Item

AMZN Mktp US (93.04) USD

10/14/2019

Edit Summary

Transaction

Credit Card Transaction 10/14/2019 AMZN Mktp US (\$93.04) USD

Transaction Date 10/14/2019

Charge Description AMZN Mktp US

Supplier

Purchase Order

Supplier Contract

Transaction Details 1 Item

Amount

Remaining Transaction Amount to Verify 0.00

Credit Card Transaction Amount (93.04)

Transaction Currency USD

Sales Tax Collected