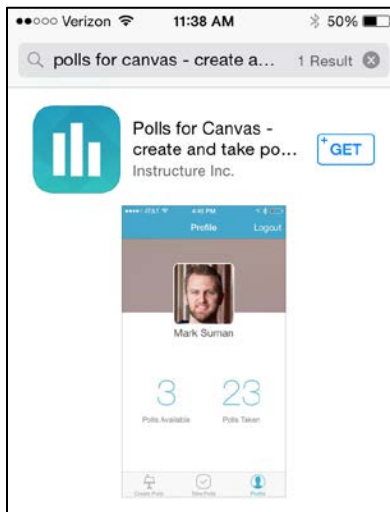



## Canvas Polls App for Mobile Devices (Students)

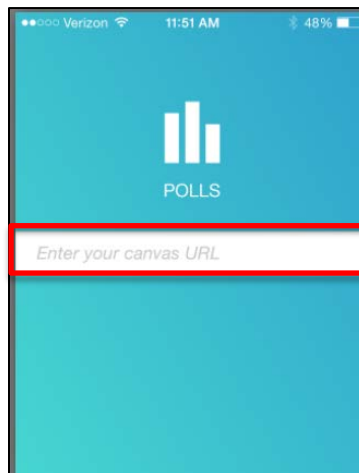
**Polls for Canvas** is a mobile app and is only available for iOS or Android devices.

### Access Polls for Canvas:

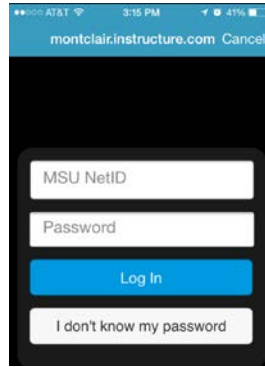
- 1) **Download** the Polls for Canvas app onto your iOS or Android device (**Polls for Canvas**)



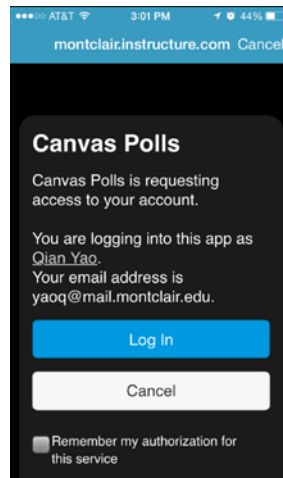
- 2) **Open** the Polls for Canvas app 
- 3) Enter the Canvas URL (**montclair.instructure.com**)



4) **Login** with your MSU NetID Username and Password



5) Allow Polls to access your account by tapping **Log In**

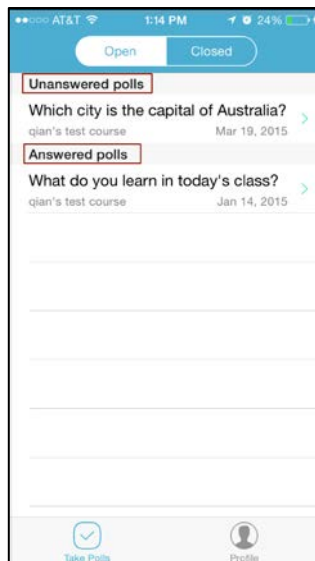


**Dashboard:**

iOS Device

The Dashboard includes:

- Open and Closed polls
- Unanswered and Answered polls
- Take Polls
- Profile



Android

The Dashboard includes:

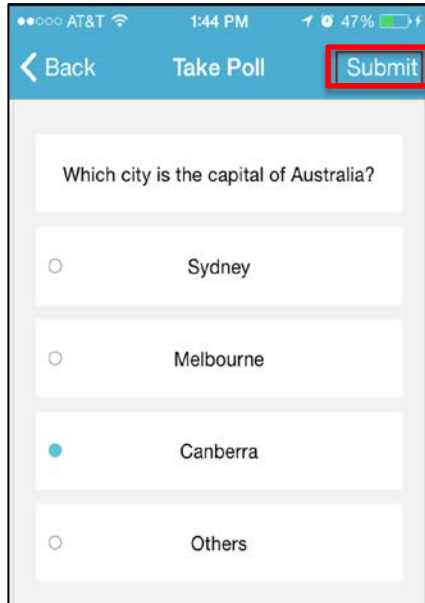
- Current and Closed polls
- Unanswered and Answered polls



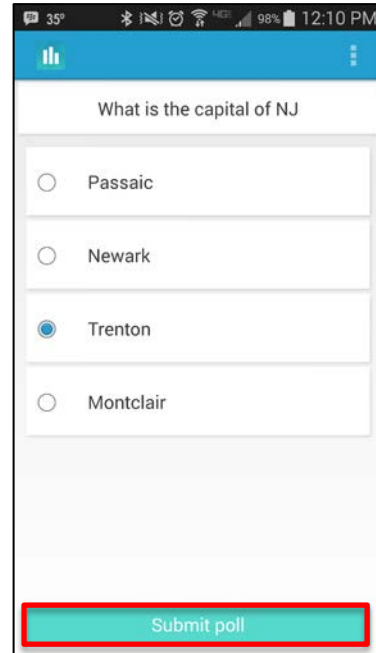
## Take a Poll:

- 1) Tap the poll question on the Dashboard
- 2) Tap your answer
- 3) Tap **Submit**

### iOS Device



### Android



## View Poll Results:

When your instructor shares results for the poll, you can view poll results.

- 1) Tap the name of the **closed** poll to view results

Note: If your poll was created with a correct answer, a check mark indicates the preferred answer response.

