



# Social Media Privacy Settings Guide

Keep your profiles secure and your personal info private!




MONTCLAIR  
STATE UNIVERSITY | Information Security



## General Tips for All Platforms

- ☐ Set your profile to **private** or **friends-only**
- ☐ **Limit who can tag or mention you**
- ☐ Turn on **login alerts** for new devices or locations
- ☐ Review **app permissions** (especially 3rd-party apps connected to your account)
- ☐ Avoid posting sensitive info such as:
  - Birthdate
  - Phone number
  - Class schedule or location
  - Travel plans
- ☐ Use **strong, unique passwords** + **2FA** on all accounts

## Instagram


-  **Privacy Settings** → Profile → “Private account”
-  Turn off **Activity Status** (so others can’t see when you're online)
-  Control who can tag you:

Settings → Privacy → Tags → “Manually Approve Tags”


-  Limit who can message you:

Settings → Privacy → Messages → “Only people you follow”

## X (formerly Twitter)

-  Set tweets to **protected**:

Settings → Privacy & Safety → “Protect your Tweets”

-  Limit who can tag you in photos:

Settings → Privacy → “Photo Tagging” → “Only people you follow” or “Off”

-  Enable 2FA:

Settings → Security → “Two-Factor Authentication”

🚫 Mute/block/report suspicious accounts quickly

## Facebook

🔧 Go to: **Settings → Privacy Checkup** (Facebook walks you through key options)

👁️ Set posts to “Friends” or “Only Me”

📷 Limit who can see tagged posts:

Settings → Profile & Tagging → “Review tags”

🔍 Remove from search engines:

Settings → Privacy → “Do you want search engines outside of Facebook to link to your profile?” → **No**

🔒 Enable 2FA:

Settings → Security & Login → Use two-factor authentication

## Snapchat

👤 ♂ Set “Who Can...” settings to **Friends Only**:

Settings → “Who Can Contact Me,” “View My Story,” “See My Location”

📍 Use **Ghost Mode** on Snap Map

👁️ Review and limit Story viewers

🔴 Block/report strangers or suspicious messages

## TikTok

🔧 Set your account to **private**:

Profile → Settings → Privacy → “Private account”

👤 ♀ Control comments, mentions, and duets:

Settings → Privacy → Interactions

🚫 Disable profile suggestions:

Settings → Privacy → “Suggest your account to others” → Off

🔴 Restrict who can download your videos

## Pro Tip: Do a Privacy Check-Up

Take 10 minutes each month to:

- Review who's following you
- Check what info is public
- Update your passwords
- Remove or report suspicious messages or DMs