

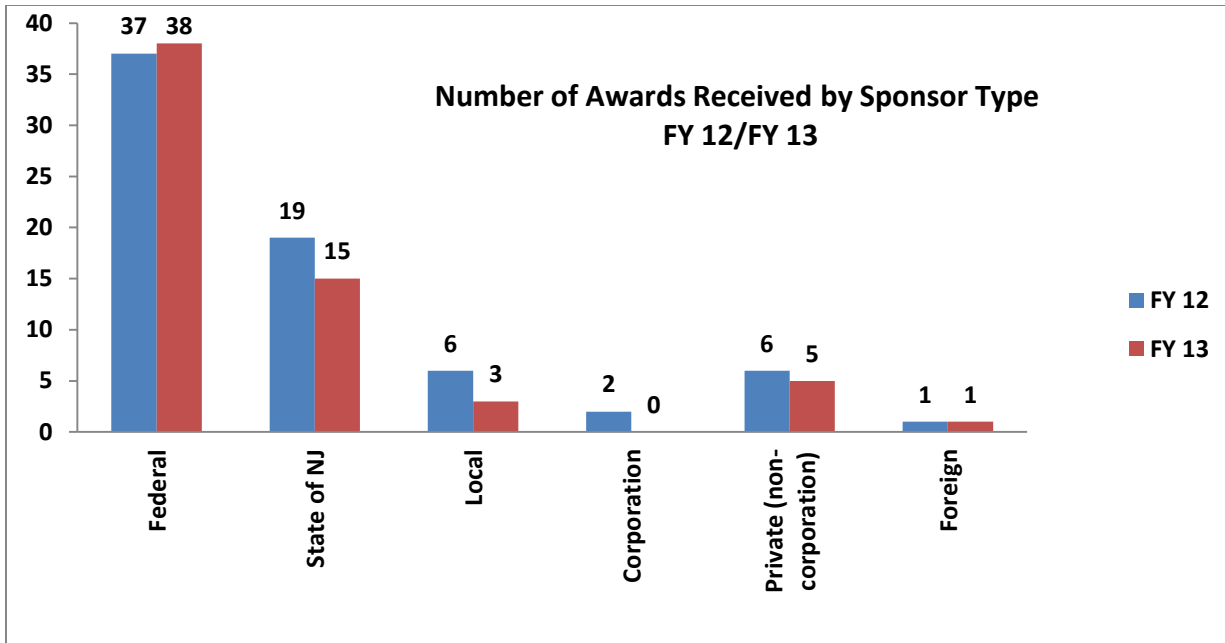
Proposals Submitted: Total Dollar Volume by College/Division (FY 09-13)

<u>College / Division</u>	<u>FY 09</u>	<u>FY 10</u>	<u>FY 11</u>	<u>FY 12</u>	<u>FY 13</u>
College of the Arts (CART)	402,337	90,000	75,000	93,050	234,012
College of Education and Human Services (CEHS)	5,126,617	16,319,457	5,028,492	4,842,349	7,975,609
College of Humanities and Social Sciences (CHSS)	3,690,179	2,560,913	2,687,570	6,397,313	3,038,893
College of Science and Mathematics (CSAM)	29,732,692	60,405,552	31,282,057	25,585,514	21,289,552
School of Business (SBUS)	16,942	5,000	4,039,531	309,482	1,367,306
Research Academy of University Learning (RAUL)	-	557,530	551,039	239,594	537,766
Global Education	-	-	-	20,000	-
Library Services	-	-	-	5,700	8,700
*Admin. and Student Svcs.	2,126,718	29,591,935	-	-	-
Student Development and Campus Life (SDCL)	-	-	495,835	856,900	32,001
Facilities (Fire Safety)	-	-	-	-	23,400
Totals:	\$ 41,095,485	\$ 109,530,387	\$ 44,159,524	\$ 38,349,902	\$ 34,507,239

*Prior to FY 11, Global Education, Library Services, and Student Development and Campus Life were reported under "Administration and Student Services"

Montclair State University: Awards Received and Awarded Dollar Amount by College/Division (FY 12 & FY 13 Comparative)

College / Division	Fiscal Year 2012 (July 1, 2011-June 30, 2012)				Fiscal Year 2013 (July 1, 2012-June 30, 2013)				% change Total Dollars Awarded (FY 12 to FY 13)
	Number of Awards Received	% of Total Awards Received	Awarded Dollar Amount	% of Total Dollars Awarded	Number of Awards Received	% of Total Awards Received	Awarded Dollar Amount	% of Total Dollars Awarded	
CART	4	6%	162,341	1.43%	3	4.84%	87,341	0.97%	-46.20%
CEHS	18	25%	5,422,564	47.71%	14	22.58%	2,961,359	32.73%	-45.39%
CHSS	14	20%	2,347,838	20.66%	8	12.90%	2,106,217	23.28%	-10.29%
CSAM	30	42%	3,105,785	27.33%	32	51.61%	3,679,874	40.68%	18.48%
SBUS	1	1%	110,000	0.97%	-	-	-	-	-
RAUL	1	1%	199,538	1.76%	2	3.23%	202,107	2.23%	1.29%
GEC	1	1%	15,500	0.14%	-	-	-	-	
LIBRARY SVCS	-	-	-	-	2	3.23%	3,000	0.03%	-
SDCL	2	3%	1,884	0.02%	1	1.61%	7,000	0.08%	271.55%
Total	71	100.00%	<u>\$11,365,450</u>	100.00%	62	100.00%	\$9,046,898	100.00%	-20.40%



**Total Awards Received by Sponsor Type:
FY 12/13 Comparative**

	FY 12	FY 13	% change
Federal*	\$5,042,600	\$5,814,521	15.31%
State of NJ	\$4,517,065	\$3,017,093	-33.21%
Local	\$1,152,405	\$110,775	-90.39%
Corporation	\$454,286	-	-
Private (non-corporation)	\$99,094	\$74,509	-24.81%
Foreign	\$100,000	\$30,000	-70.00%
Total	\$11,365,450.00	\$9,046,898	-20.40%

*\$5,814,521 in competitively reviewed Federal awards represents a \$771,921 (15%) increase from FY 12.

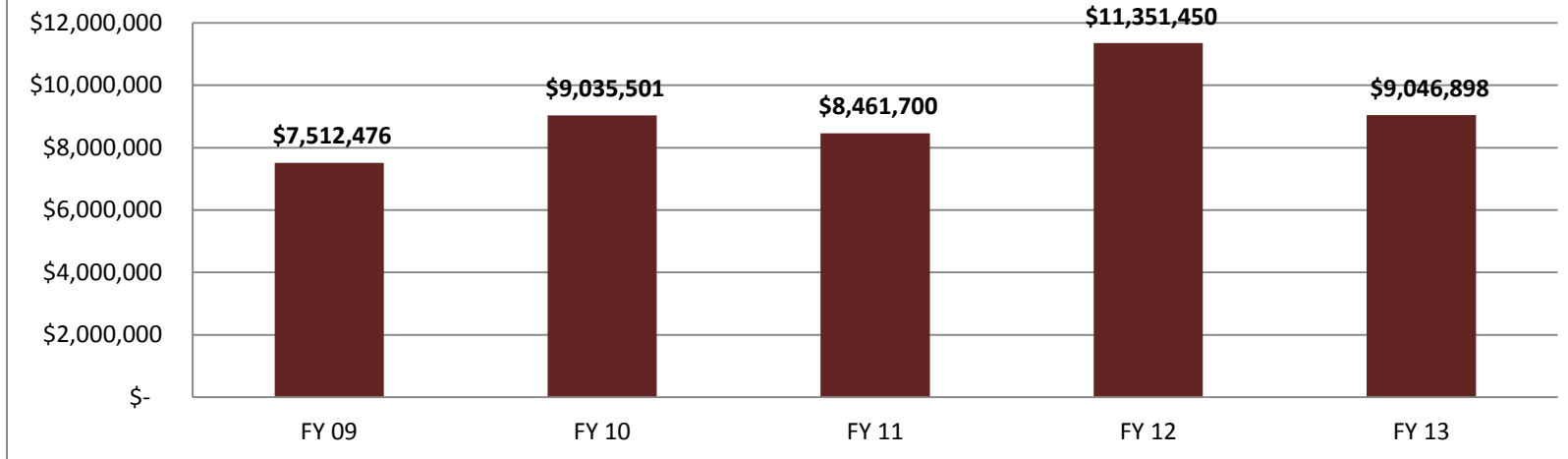
Number of Awards Received and Awarded Amount by Federal Agency: FY 12/13 Comparative

Sponsor	FY 12			FY 13			% change FY 12/13
	Number	Awarded Amount	% Total	Number	Awarded Amount	% Total	
National Science Foundation	15	\$1,349,572	26.76%	14	\$2,411,555	41.47%	78.69%
National Institutes of Health	6	\$938,024	18.60%	2	\$149,618	2.57%	-84.05%
Department of Education	5	\$1,900,456	37.69%	5	\$1,803,267	31.01%	-5.11%
Department of Defense	3	\$129,601	2.57%	2	\$103,416	1.78%	-20.20%
Environmental Protection Agency	-	-	-	1	\$65,014	1.12%	-
Department of Agriculture	-	-	-	1	\$349,963	6.02%	-
Department of Energy	-	-	-	1	\$51,246	0.88%	-
Department of the Interior	-	-	-	1	\$69,673	1.20%	-
National Aeronautics Space Agency	1	\$59,498	1.18%	4	\$399,947	6.88%	572.20%
National Endowment for the Arts	2	\$100,000	1.98%	1	\$25,000	0.43%	-75.00%
National Security Agency	-	-	-	1	\$10,788	0.19%	-
Vietnam Education Foundation	-	-	-	1	\$29,700	0.51%	-
National Endowment for the Humanities	1	\$70,000	1.39%	1			-100.00%
US Geological Survey	2	\$29,834	0.59%	2	\$10,000	0.17%	-66.48%
DHHS/SAMSHA	2	\$465,615	\$0.09	1	\$335,334	5.77%	-27.98%
Totals	37	\$5,042,600	100.00%	38	\$5,814,521	100.00%	15.31%

*Overall, total dollars awarded from the federal government increased by 15.3% in FY 13—this increase is highlighted by a near 79% increase in funding from the National Science Foundation.

In FY 13, MSU Received funding from a significantly broader range of federal agencies to include the National Security Agency; Vietnam Education Foundation; U.S. Dept. of Interior; U.S. Department of Agriculture; Environmental Protection Agency and the U.S. Department of Energy.

Awards Received: Total Dollar Volume (FY 09-13)

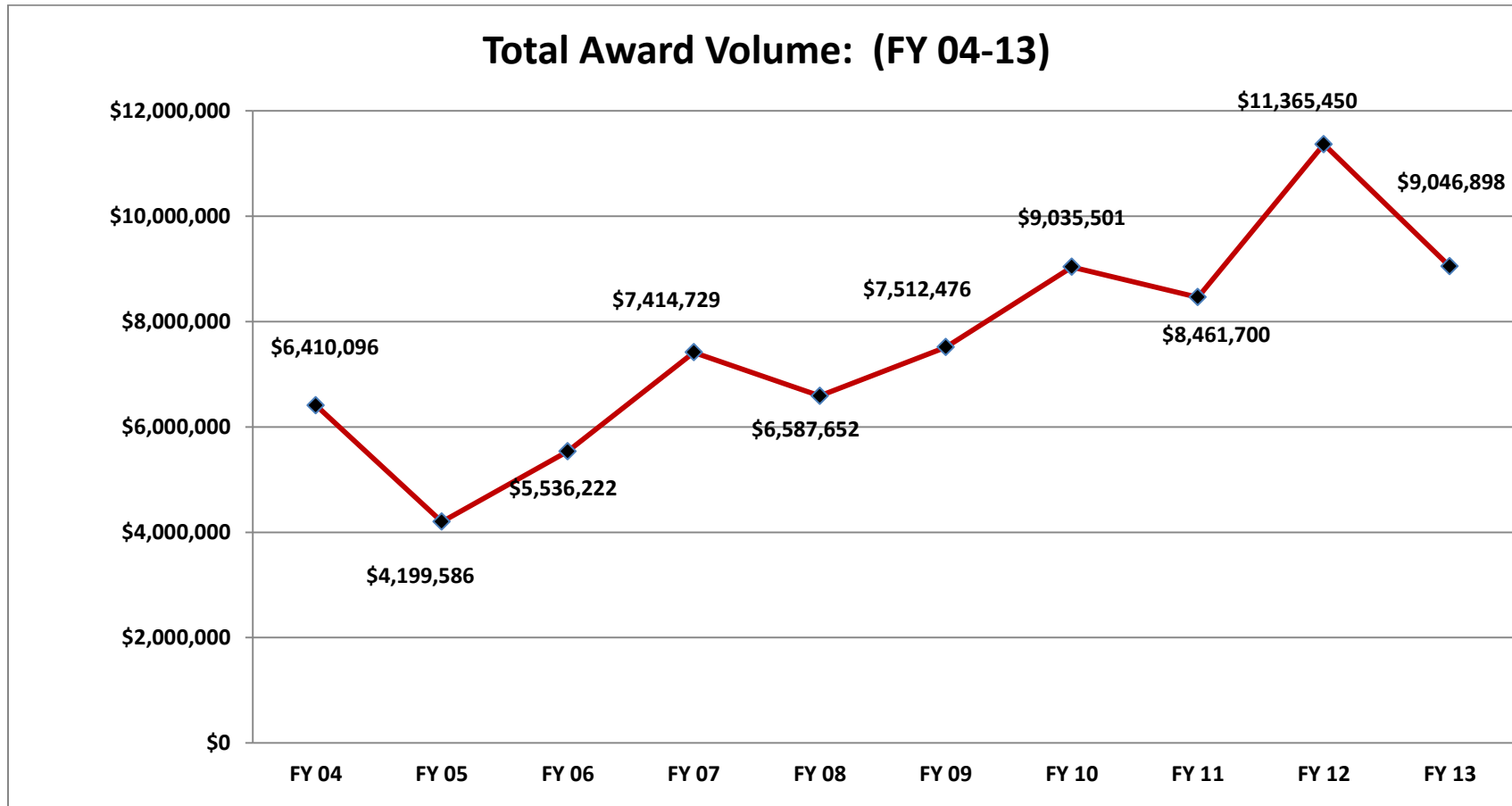


Awards Received: Total Dollar Volume by College/Division (FY 09-13)

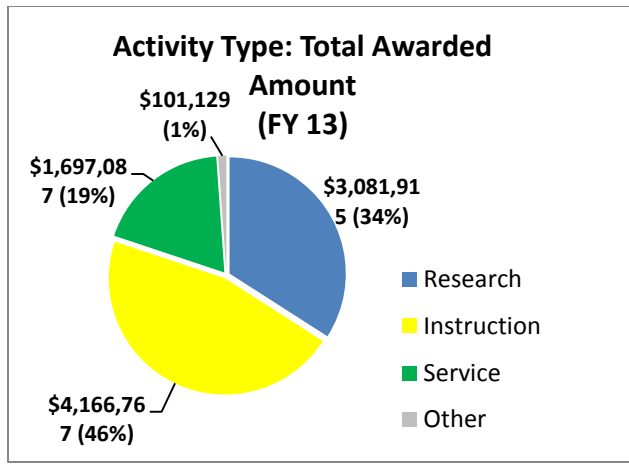
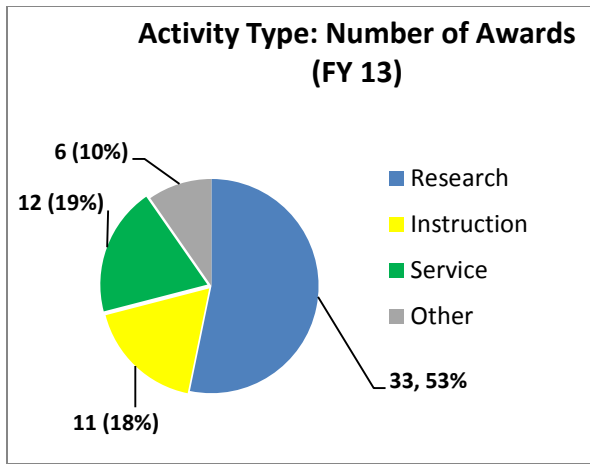
<u>College / Division</u>	<u>FY 09</u>	<u>FY 10</u>	<u>FY 11</u>	<u>FY 12</u>	<u>FY 13</u>
College of the Arts (CART)	167,340	106,872	65,622	162,341	87,341
College of Education and Human Services (CEHS)	2,022,860	2,922,640	1,949,121	5,422,564	2,961,359
College of Humanities and Social Sciences (CHSS)	1,137,734	1,725,575	1,899,060	2,347,838	2,106,217
College of Science and Mathematics (CSAM)	4,111,542	4,244,914	4,224,941	3,105,785	3,679,874
School of Business (SBUS)	-	-	-	110,000	-
Research Academy of University Learning (RAUL)	-	-	270,000	199,538	202,107
*Other	73,000	35,500	52,956	3,384	10,000
Totals:	\$ 7,512,476	\$ 9,035,501	\$ 8,461,700	\$ 11,351,450	\$ 9,046,898

*Includes Global Education, Student Development and Campus Life, Library Services

Total Award Volume: FY 03-FY 13



Coming off a record year in FY 12, FY 13 proved to be MSU's 2nd largest award year, to date.



Collaborative Activity: FY 13 Awarded Projects/Programs (Research)

	Number of Projects	Percentage
Single PI/PD	10	30.30%
Interdepartmental	-	-
Intra-departmental	7	21.21%
External Collaborations	16	48.48%
Total	33	100.00%

Collaborative Activity: FY 13 Awarded Projects/Programs (Non-Research)

	Number of Projects	Percentage
Single Project Director	11	37.93%
Interdepartmental	10	34.48%
Intra-departmental	5	17.24%
External Collaborations	3	10.34%
Total	29	100.00%

Training/"Employment" Data on FY 13 Awards by Position

	# of Positions	Total
Student Workers* (Hourly)	62	455,364
Graduate Assistants (Stipend + Tuition)**	23	516,287
Post-Doctoral Associates	3	76,297
Trainees***	157	1,251,799
Totals	245	\$2,299,747.00

*Includes both Graduate and Undergraduate hourly waged assistants.

**Includes Graduate Assistants paid a monthly stipend and tuition remission to work on a sponsored project. (e.g. Research Assistants)

***Trainees includes student trainees (e.g. NSF REU Fellows), and external trainee/participants (e.g. teacher participants) in MSU service/programmatic activities.

**Montclair State University: Internal Awards Program:
Fiscal Year 2012-Fiscal Year 2014**

Internal Awards	FY 12		FY 13		FY 14	
	Number of Awards	Total Awarded	Number of Awards	Total Awarded	Number of Awards	Total Awarded
Summer Grant Proposal Development Award	15	47,000	9	36,750	10	40,000
Career Development Award	16	56,828			20	55,080
Separately Budgeted Research	11	26,048	11	34,600	8	37,890
Student Faculty Research	5	10,000	7	12,700	3	6,000
Total	47	139,876	27	84,050	41	138,970
<i>Average Award Amount</i>		<u>\$2,976</u>		<u>\$3,113</u>		<u>\$3,389</u>

MONTCLAIR STATE UNIVERSITY

Comparative Summary of Sponsored Program Expense Activity FY 2013 and FY 2012

Natural Expense Category	FY 2013 Expenses	FY 2012 Expenses	% Change
Salary & Wages	5,757,672	3,950,748	45.74%
Fringe Benefits	650,681	540,756	20.33%
Equipment	453,658	147,973	206.58%
Other Direct Expenses	3,961,632	3,595,775	10.17%
Total Direct Expenses	10,823,643	8,235,252	31.43%
Indirect Expenses	966,244	831,969	16.14%
Total Sponsored Program Expenses	\$ 11,789,888	\$ 9,067,221	30.03%

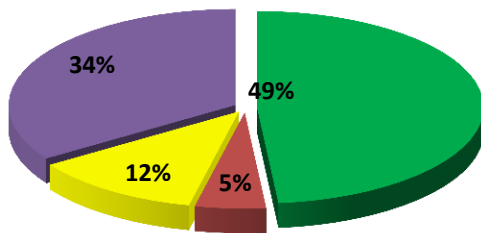
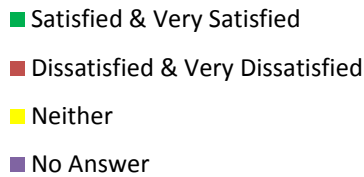
Source: Office of Grant Accounting

***Expense activity includes research and development (R&D), instructional and programmatic expense activities.**

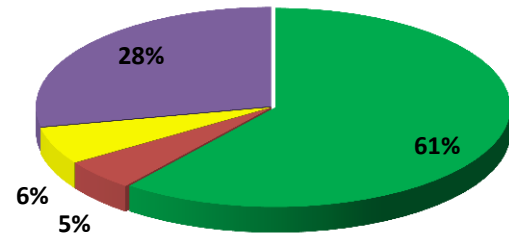
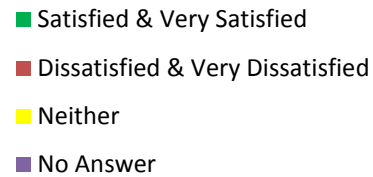
\$11.8M in FY 2013 represents a 30.3% increase over the previous FY. (As consistent with the previous FY's record award total of \$11.37M.)

I. Respondent Overall Satisfaction with ORSP

2011 Survey Results



2013 Survey Results



II. CONTINUOUS IMPROVEMENT

The 2013 Office of Research and Sponsored Programs (ORSP) Assessment Survey was designed to collect feedback on the services provided by the ORSP, and to improve the quality of those services. This was the second ORSP Assessment Survey. In 2011, ORSP conducted its initial (baseline) Assessment Survey.

2013 Survey findings suggest the campus community is more familiar with ORSP and its services, and that newly familiar community members are satisfied with what they have found in ORSP. The 2013 ORSP Assessment Survey findings make clear that along with this group of newly familiar and satisfied customers, previous ORSP customer satisfaction has increased across all survey measures. (The results of this survey will be posted on ORSP's website in Fall, 2013.)

Nevertheless, ORSP is committed to continuous improvement.

Survey responses suggest that ORSP's "customers" (primarily, MSU faculty and staff who pursue external sponsorship) continue to desire greater individual assistance finding funding opportunities; clear and timely communication regarding research and sponsored program policy and procedures; increased institutional resource support; more research/proposal development services; and additional education/training events. ORSP intends to respond to these findings by tailoring communication improvements, additional education and training activities, revised procedures, and increased resource provision to the suggestions identified by survey responders.

ORSP intends to respond to these findings by tailoring communication improvements, additional education and training activities (e.g. a professionally delivered Grant Writing Workshop will be held in Fall, 2014) revised procedures, and increased resource provision to the suggestions identified by survey responders.

ANNUAL REPORT (FY 13): PROPOSALS SUBMITTED

College/Division & Department	Lead Faculty	Project Title	Sponsor Name	Start Date	End Date	Amount Requested
ACADEMIC AFFAIRS (AA)						
COLLEGE OF THE ARTS (CART)						
Arts and Cultural Programming						
	Wheeler, Jedediah	Permission Granted: Works Without Compromise Series	National Endowment for the Arts	1 /1 /2014	12/31/2014	\$25,000
	Wheeler, Jedediah	Permission Granted: Three Works Without Compromise	National Endowment for the Arts	6 /1 /2013	6 /30/2014	\$75,000
	Wheeler, Jedediah	New Jersey State Council on the Arts (NJSCA) GPS FY14	NJ State Council for the Arts	7 /1 /2013	6 /30/2014	\$60,000
Communication Studies						
	Luo, Yi	From Shanghai to New York: How Social Media are Influencing Public Relations Leaders in China and the United States	Plank Center for Leadership in Public Relations	1 /1 /2012	12/31/2012	\$1,000
Music						
	Abrams, Brian	A Pilot Investigation of an Artificial Intelligence Music Composition Application for Use in Music Therapy for Persons Experiencing Chronic Pain	National Institutes of Health - Subaward from Melomics Media	1 /1 /2014	12/31/2014	\$49,512
Theatre and Dance						
	McPherson, Elizabeth	Earl Mosley Choreography Commission	Capezio/Ballet Makers Dance Foundation, Inc.	9 /1 /2013	5 /31/2014	\$1,000
University Art Galleries						
	Rodriguez, Teresa	General Programming Support	NJ State Council for the Arts	7 /1 /2013	6 /30/2014	\$22,500
		Total Proposals for CART: 7			Total Requested for CART:	\$234,012
COLLEGE OF EDUCATION AND HUMAN SERVICES (CEHS)						
Ben Samuels Children's Center						
	Evenson, Tara/ Luft, Michael	Ben Samuels Children's Center - Child Care Access Means Parents in School Program (BS(CC)AMPIS) Program	US Department of Education	9/1/2013	8/31/2017	\$235,878
Center for Research and Evaluation on Education and Human Services (CREEHS)						
	Kyse, Eden	Paterson Public Schools - District Procedural Manual	Paterson Public Schools	11/1 /2012	3 /31/2013	\$80,000
	Kyse, Eden/ Diamond, Dawn	Township of Bloomfield (NJ) Department of Health & Human Services Community Health Assessment	Township of Bloomfield, New Jersey	10/15/2012	2 /28/2013	\$24,700
	Kyse, Eden/ Swann-Jackson, Rebecca	Evaluation of the ShapingNJ Community Mini-Grant Project	NJ Department of Health and Senior Services	1 /1 /2013	6 /30/2013	\$16,000
	Kyse, Eden/ Swann-Jackson, Rebecca	Evaluation of the New Jersey Department of Education's Charter School Grant Program	NJ Department of Education	3 /1 /2013	2 /28/2015	\$257,848
	Kyse, Eden/ Swann-Jackson, Rebecca	Evaluation of the New Jersey Department of Education's School Improvement Grant (SIG) Program	US Department of Education - Subaward from NJ Department of Education	1 /1 /2013	12/31/2014	\$243,693

Center of Pedagogy

Donvito, Concetta	Professional Development for General Education Teachers & Inclusion Teachers	East Orange School District	5 /1 /2013	12/31/2013	\$35,000
Robinson, Jennifer/Roberts, Helen	New Jersey Mathematics Model Curriculum Assessment Development	NJ Department of Education	8 /1 /2012	7 /31/2013	\$78,854
Robinson, Jennifer	Professional Development in Curriculum for School Leaders and Teachers	Newark Public Schools	6 /1 /2013	5 /31/2014	\$1

Early Childhood / Elementary Education

Hagiwara, Sumi/ Wilber, Dana	Digging into a Virtual Sandbox	National Science Foundation	7 /1 /2013	6 /30/2016	\$449,993
Puig, Victoria	Improving School Climates and the Conditions for Learning: Support for the Anti-Bullying Bill of Rights Act	NJ Department of Education	9 /1 /2012	12/31/2012	\$35,000

Educational Foundations

Carolan, Brian/ Matthews, Jamaal	Peer Influences on Adolescents' School Attachment and Academic Achievement: A Test of Competing Mechanisms	William T. Grant Foundation	9 /1 /2013	8 /31/2014	\$25,000
Carolan, Brian	Parents, Peers, and the Intergenerational Transmission of Educational Advantage	National Institutes of Health	9 /1 /2013	8 /31/2014	\$62,132
Carolan, Brian	The Influence of Concerted Cultivation on Young Adults' Educational Attainment: Evidence from the PSID's Transition to Adulthood Study	National Science Foundation	1 /1 /2013	12/31/2013	\$68,112
DiDonato, Nicole	Investigating Practicing Teachers' Cognitive Strategy Use during Assessment Planning	American Psychological Association	9 /1 /2013	8 /31/2015	\$7,500
Lewis, Tyson/ Reznitskaya, Alina/ Gregory, Maughn	Supporting Student Engagement through Transformative Pedagogical Practices	Association of American Colleges and Universities	10/1 /2013	9 /30/2014	\$10,000
Matthews, Jamaal	Classroom Processes and Academic Identity Formation: How Young Adolescents Come to Think of Themselves as Mathematicians in Urban Schools	American Psychological Association	10/1 /2013	9 /30/2015	\$7,467
Reznitskaya, Alina	Measuring Argument Literacy Skills of Elementary School Students	Spencer Foundation	9 /1 /2013	8 /31/2014	\$50,000

Family and Child Studies

Goldstein, Sara/ Brown, Tiffany	RUI: Effects of Peer- and Family-Based Ethnic and Racial Socialization on Academic Motivation and Performance during the Transition to Middle School	National Science Foundation	7 /1 /2013	6 /30/2017	\$456,460
Reid, Robert/ Garcia-Reid, Pauline	Paterson Coalition Against Substance Abuse (P-CASA)	US Department of Health and Human Services/Substance Abuse and Mental Health Services Administration	9 /30/2013	9 /29/2018	\$625,000

Stewart, Pearl	How First Generation Students Negotiate Changes in Family & Community Relationships	Spencer Foundation	7 /1 /2012	6 /30/2013	\$40,000
Urban, Jennifer/ Linver, Miriam/ Lee, Soyoung	Reflecting on the Laws of Life: Assessing Presence & Contagion of Generosity, Future-Mindedness, Joy, Purpose, Curiosity, & Humility Among Adolescents	Templeton Foundation	7 /1 /2013	6 /30/2016	\$4,823,710

Health and Nutrition Sciences

Bai, Yeonkyung/ Lee, Soyoung	Breastfeeding Decision Making and Ecological Factors in Child Obesity Prevention within the Korean Immigrant Context	National Institutes of Health	7 /1 /2014	6 /30/2016	\$137,087
Li, Yanyan/ Specchio, John	Panasonic Inverter Microwave Oven Project	Panasonic	6 /1 /2013	5 /31/2014	\$15,000
Li, Yanyan Lieberman, Lisa	MSU-US Pharma Labs Research Collaboration Adolescent Family Life Project	US Pharma Labs Conrad Hilton Foundation - Subaward from Inwood House	7 /1 /2013 9 /1 /2012	6 /30/2014 8 /31/2015	\$10,000 \$96,174

Secondary and Special Education

Keiser, David Lee/ Dalley, Julie	Mindful Learning: Contemplative Pedagogy and Practice Teaching Fellows Program at Montclair State University	Association of American Colleges and Universities	9 /1 /2013	7 /1 /2014	\$10,000
Larkin, Douglas	Using MET Data to Strengthen Teacher Evaluation Outcomes	National Academy of Education	2 /1 /2013	2 /1 /2014	\$25,000
Naiditch, Fernando	Negotiating Language, Content and Identity in a Bilingual High School Classroom	Spencer Foundation	10/1 /2013	9 /30/2014	\$50,000

Total Proposals for CEHS: 29

Total Requested for CEHS:

\$7,975,609

COLLEGE OF HUMANITIES AND SOCIAL SCIENCES (CHSS)

Center for Child Advocacy

McCormick, Robert	Anti-Bullying Training	NJ Department of Education	9 /1 /2012	11/30/2012	\$35,000
McCormick, Robert	Post BA Certificate in Child Advocacy 2012-2013	NJ Department of Children and Families	9 /1 /2012	8 /31/2012	\$233,248

Communication Sciences and Disorders

Eisenberg, Sarita	Use of Structural Priming Drills to Increase the Efficacy of Embedded Therapy for Grammatical Forms	American Speech Language Hearing Foundation	1 /1 /2014	12/31/2015	\$75,000
Hitchcock, Elaine	New Century Scholars Research Grant	American Speech Language Hearing Foundation	11/1 /2013	11/1 /2015	\$10,000
Hitchcock, Elaine	Visual Biofeedback Intervention for /r/ Misarticulation	New York University	9 /1 /2012	12/31/2012	\$8,946
Mogila, Faith/ Goldfarb, Jamie	Predictive Measures of Risk for Falling in Older Adults: A Comparison Between the Five Time Sit-to-Stand Test and Computer Dynamic Posturography	American Academy of Audiology	7 /1 /2012	6 /30/2013	\$4,579

English

Afzal-Khan, Fawzia	From the Melody Queen to the Muslim Madonna: A History of Pakistan through its Female Singers from 1947 to the Present	National Endowment for the Humanities	1 /1 /2014	12/31/2015	\$780,781
Cheng, Emily	Imaginations of Adoption and Immigration from China at the Turn of the 21st Century	UCLA Institute of American Cultures	10/1 /2013	6 /30/2013	\$36,000
Matthew, Patricia	Defining Virtue: Meanings Then and Now	National Endowment for the Humanities	7 /1 /2013	12/31/2014	\$23,179

Institute for the Humanities

Larson, Victoria/ Garson, Sally	Jersey: A Sense of Place	NJ Council for the Humanities	10/25/2012	4 /4 /2013	\$3,000
------------------------------------	--------------------------	-------------------------------	------------	------------	---------

Linguistics

Call, Mary/ Townsend, David	The Acquisition of the English Tense-Aspect System by Native Speakers of Spanish	National Institutes of Health	1 /1 /2014	12/31/2016	\$333,884
Feldman, Anna/ Peng, Jing	RI: Small: RU: AIR: Automatic Idiom Recognition	National Science Foundation	7 /1 /2013	6 /30/2015	\$176,514
Fitzpatrick, Eileen	Creating a Critical Mass in Verbal Deception Detection	Intelligence Advanced Research Projects Activity	7 /1 /2013	6 /30/2014	\$150,992

Political Science and Law

Drake, Ian	How Should Humans Treat Other Living Creatures?	National Endowment for the Humanities	5 /1 /2013	5 /31/2015	\$20,551
------------	---	---------------------------------------	------------	------------	----------

Psychology

Propper, Ruth	PRE-PROPOSAL: Assessment of a Novel Neurocognitive/Neuroarousal Biomarker and Bodily/Corporeal Techniques to Manipulate Cognitive Performance and Arousal	Department of Defense - Defense Advanced Research Projects Agency	6 /1 /2013	6 /1 /2018	\$994,979
Propper, Ruth	Investigation of a Neurocognitive Biomarker and of Methods to Mitigate Biases in Cognitive/Perceptual/Emotional Processing	Department of Defense - Defense University Research Instrumentation Program	7 /1 /2013	6 /30/2014	\$53,070
Propper, Ruth	Is Higher Prenatal Testosterone Exposure Indicative of Increased Reactivity in Response to Anger-Inducing Stimuli and to Associated Changes in Cognition and Perception?	Wacker Foundation	9 /1 /2013	8 /31/2013	\$97,170

Sociology

Besen-Cassino, Yasemin	Project Statistics	NEA Foundation	9 /1 /2013	8 /31/2014	\$2,000
---------------------------	--------------------	----------------	------------	------------	---------

Total Proposals for CHSS: 18**Total Requested for CHSS:****\$3,038,893**

