

MONTCLAIR STATE UNIVERSITY

Office of Sponsored Programs



Annual Report FY 2022

11.34%

Average Annual Award Growth from FY
FY 2013 to FY 2022

Carnegie
Foundation
Community
Engaged
Campus

20
15

Among 240
Institutions to
receive the
Community
Engaged
Campus
Designation



Carnegie
Research 3
Institution

20
16

The
University's
first
designation as
a Carnegie
Research
Institution of
Higher
Education



State
Designated
Public
Research
University

20
17

One of 4 public
Research
Institutions in
the State of
New Jersey



Carnegie
Research 2
Institution

20
19

R2 – Doctoral
University –
High Research
Activity



Award
Milestone

20
22

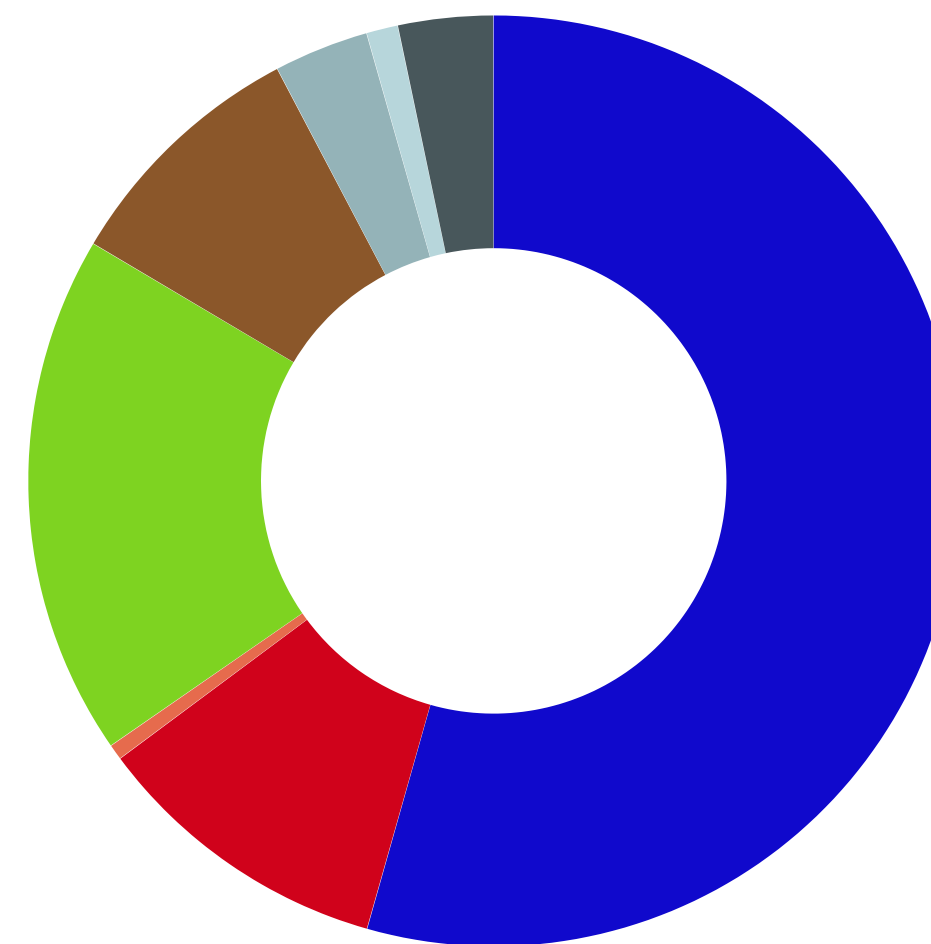
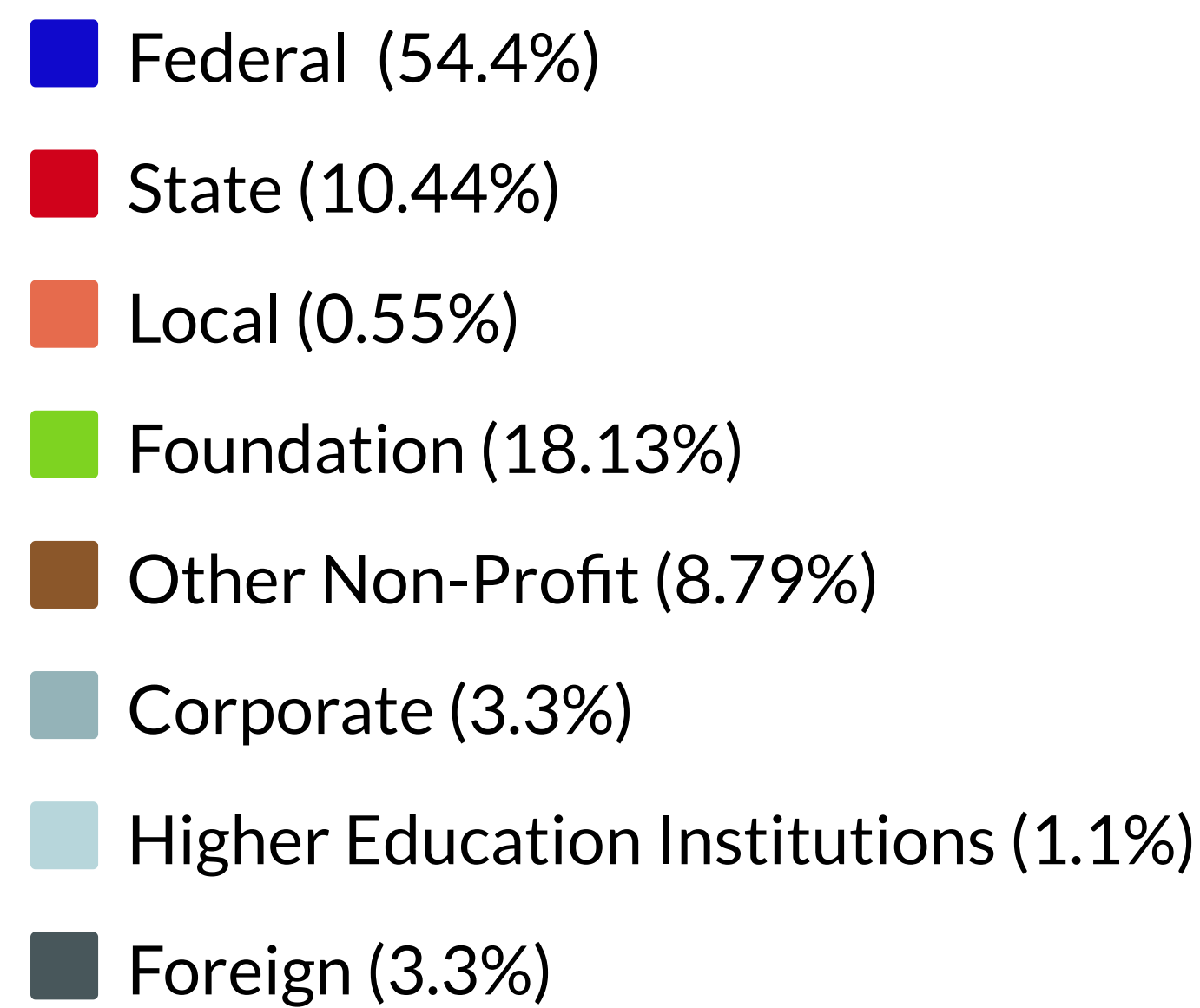
The University
received a
record 100
awards totalling
\$21.4M

Fiscal Year 2022 "At-a-Glance"
A Summary of FY 22 Sponsored Programs Activity
(with comparative FY 21 data)

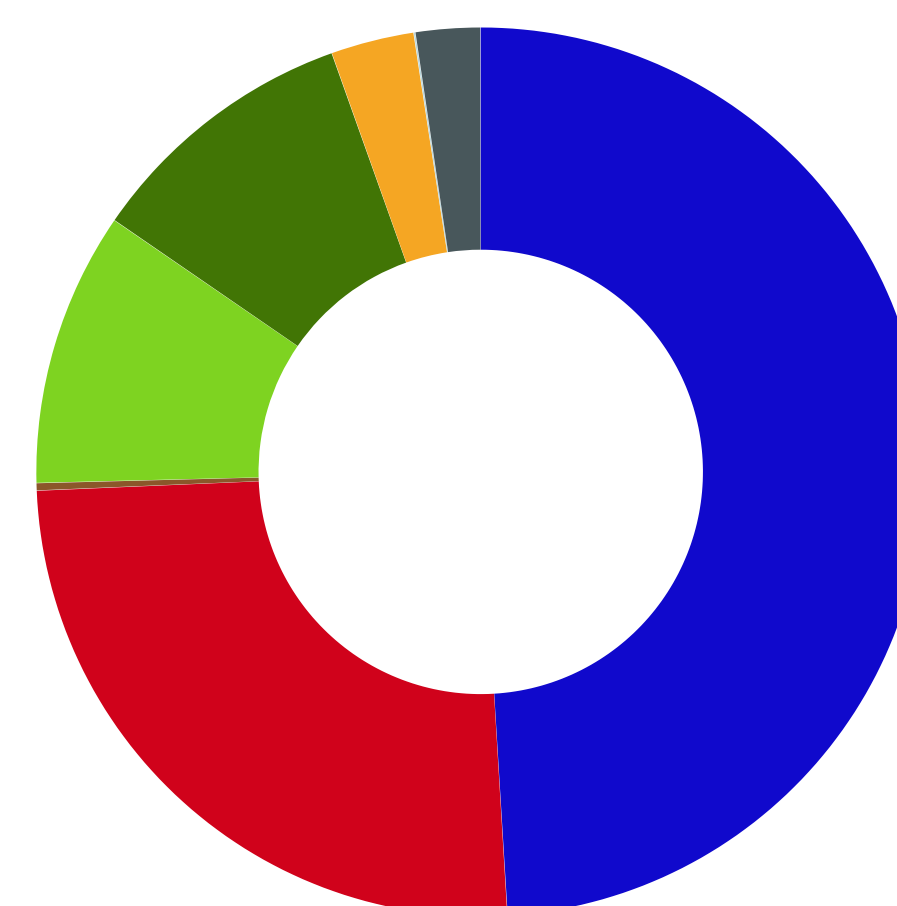
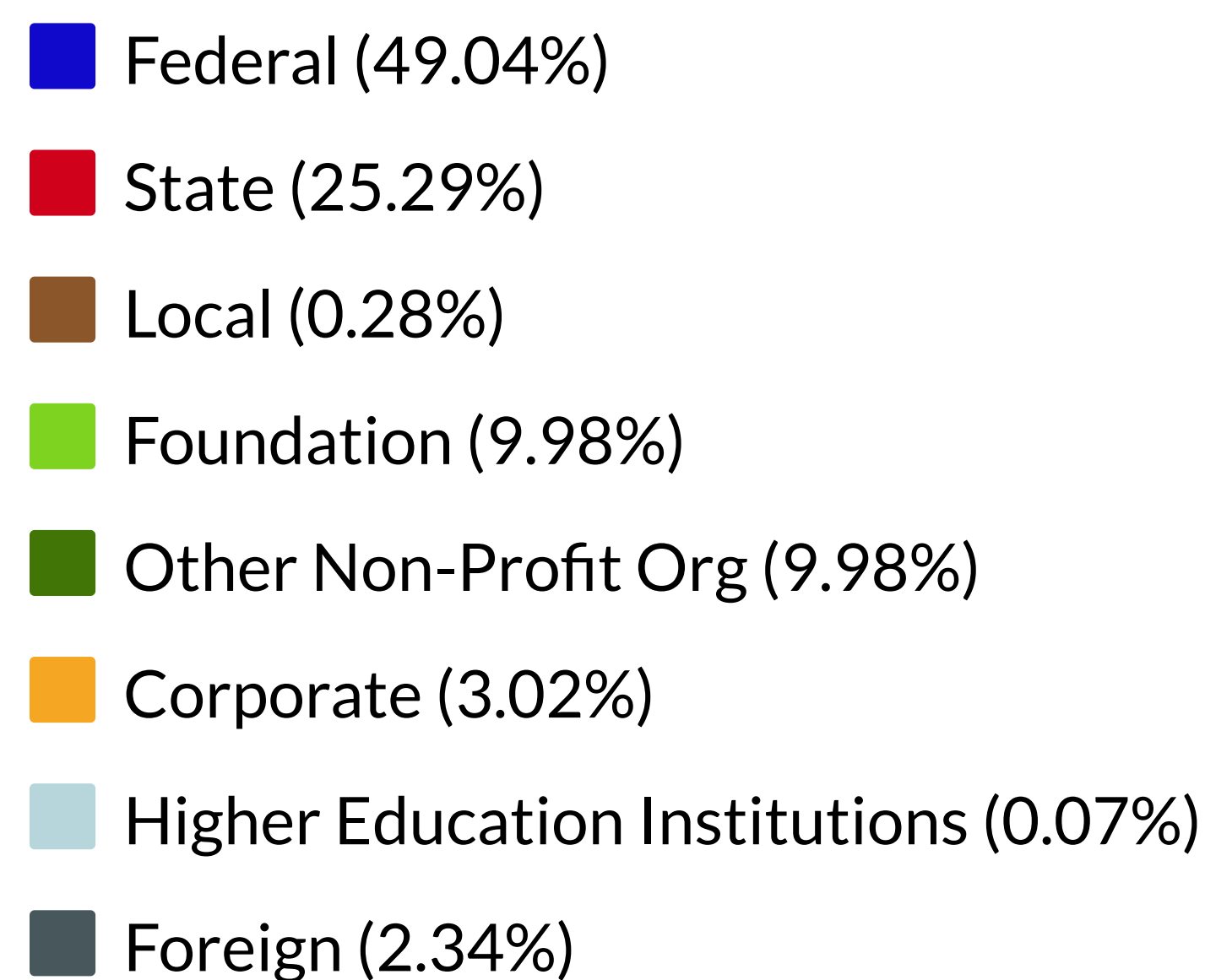
	FY 21	FY 22	% Change
I. Number of Proposal Submissions	190	182	-4.21%
II. Total Proposed Dollar Amount			
Direct Costs	47,741,938	47,723,961	-0.04%
Indirect Costs	10,119,495	9,865,705	-2.51%
Total	\$57,861,433	\$57,589,666	-0.47%
	FY 21	FY 22	
III. Number of Award Actions	69	100	31.00%
IV. Total Awarded Dollar Amount	FY 21	FY 22	
Direct Costs	14,792,564	18,743,695	26.71%
Indirect Costs	1,985,211	2,623,070	32.13%
Total	\$16,777,775	\$21,366,765	27.35%
VI. Expense Activity*	FY 21	FY22	
Direct Expenses	15,344,348	18,809,840	22.58%
Indirect Expenses	1,446,842	1,832,109	26.63%
Total	\$16,791,190	\$20,641,948	22.93%

***Source: Division of Finance & Treasury**

182 Proposals, \$58.6M: FY 22



100 Awards, \$21.4: FY 22



100 Awards totaling \$21.4M from Federal and Non-Federal sponsors to include NSF, NIH, U.S.Department of Education, Spencer Foundation, and the State of New Jersey

Proposals and Awards by College/Division (FY 22)

Montclair State University: Proposals Submitted and Proposed Dollar Amount by College/Division (FY 21 & FY 22)

	Fiscal Year 2021 (July 1, 2020-June 30, 2021)				Fiscal Year 2022 (July 1, 2021-June 30, 2022)				% change Total Dollars Proposed (FY 21 to FY 22)
College / Division	Number of Proposals Submitted	% of Total Proposals Submitted	Proposed Dollar Amount	% of Total Dollars Proposed	Number of Proposals Submitted	% of Total Proposals Submitted	Proposed Dollar Amount	% of Total Dollars Proposed	
CART	2	1.05%	75,000	0.13%	4	2.20%	224,575	0.39%	199.43%
CEHS	55	28.95%	22,897,697	39.57%	50	27.47%	19,748,154	34.29%	-13.75%
CHSS	31	16.32%	7,009,318	12.11%	33	18.13%	6,634,547	11.52%	-5.35%
CSAM	84	44.21%	20,814,466	35.97%	79	43.41%	25,862,870	44.91%	24.25%
SBUS	3	1.58%	300,684	0.52%	2	1.10%	74,968	0.13%	-75.07%
NURS	-	-	-	-	1	0.55%	350,000	0.61%	-
*OTHER	15	7.89%	6,764,268	11.69%	13	7.14%	4,694,552	8.15%	-30.60%
Total	190	100.00%	\$57,861,433	100.00%	182	100.00%	\$57,589,666	100.00%	-0.47%

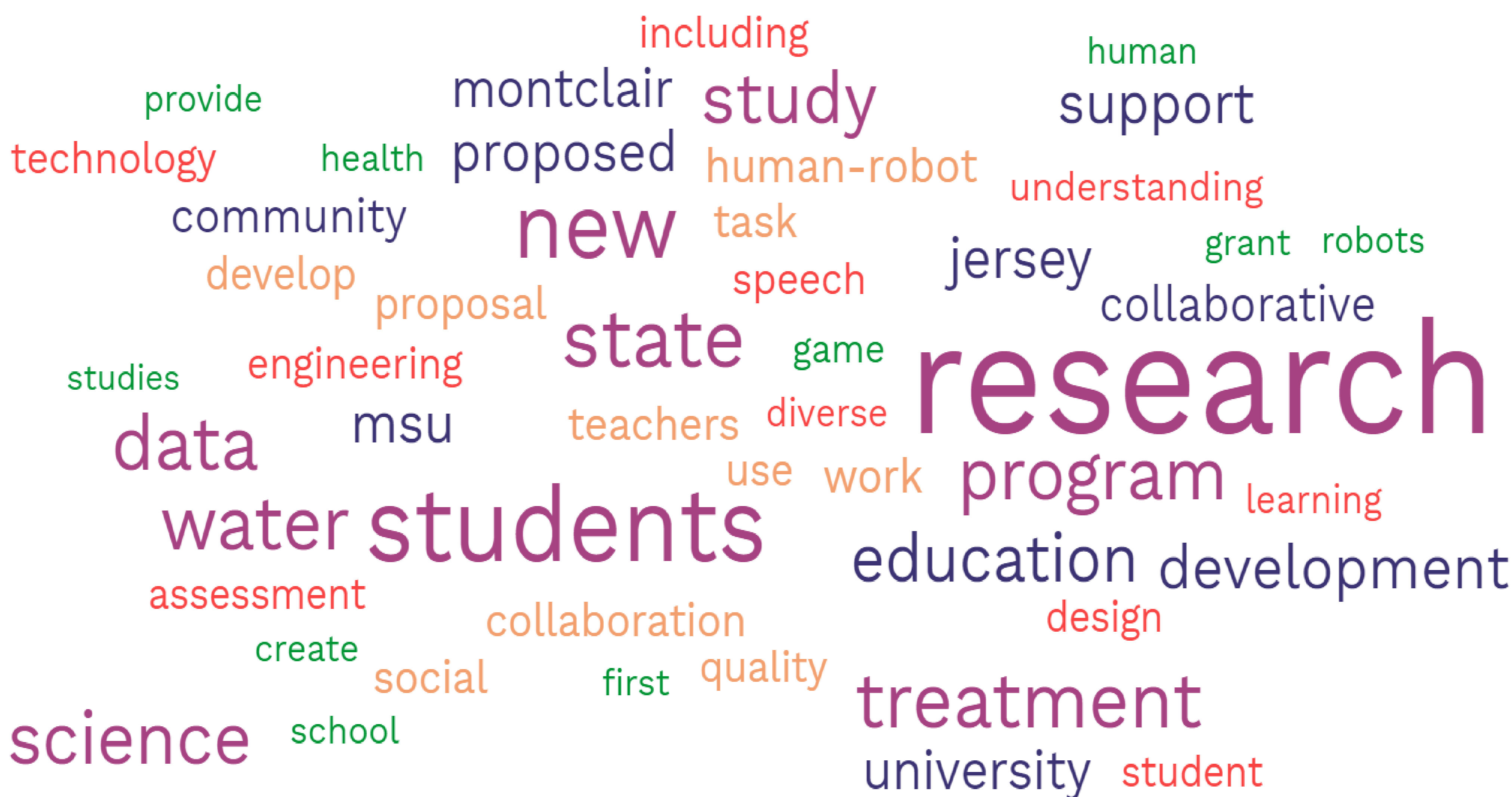
Montclair State University: Awards Received and Awarded Dollar Amount by College/Division (FY 21 & FY 22)

	Fiscal Year 2021 (July 1, 2020-June 30, 2021)				Fiscal Year 2022 (July 1, 2021-June 30, 2022)				% change Total Dollars Awarded (FY 21 to FY 22)
College / Division	Number of Awards Received	% of Total Awards Received	Awarded Dollar Amount	% of Total Dollars Awarded	Number of Awards Received	% of Total Awards Received	Awarded Dollar Amount	% of Total Dollars Awarded	
CART	1	1.45%	54,464	0.32%	2	2.00%	84,464	0.40%	55.08%
CEHS	15	21.74%	7,104,420	42.34%	26	26.00%	5,320,563	24.90%	-25.11%
CHSS	14	20.29%	1,426,601	8.50%	17	17.00%	2,429,642	11.37%	70.31%
CSAM	27	39.13%	6,460,730	38.51%	40	40.00%	7,745,081	36.25%	19.88%
SBUS	1	1.45%	10,000	0.06%	-	-	-	-	-
*OTHER	11	15.94%	1,721,560	10.26%	15	15.00%	5,787,015	27.08%	236.15%
Total	69	100.00%	\$16,777,775	100.00%	100	100.00%	\$21,366,765	100.00%	27.35%

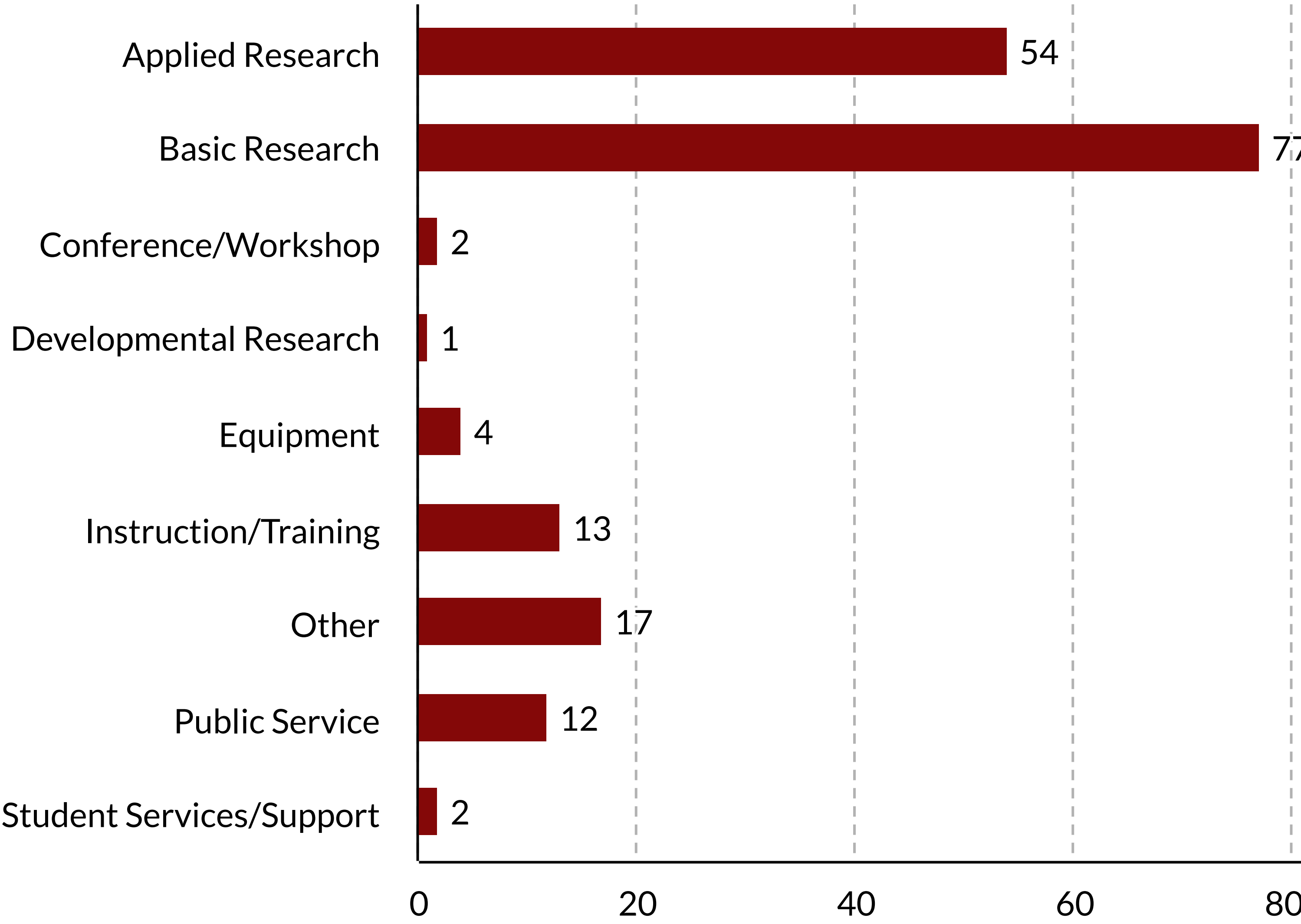
***Other proposals** include Health Careers, Institutional Research, EOF, Office for Hispanic Activities, School of Nursing, Office of the President, and Student Development and Campus Life

***Other awards** include Health Careers, Institutional Research, Office of the President, and Student Development and Campus Life

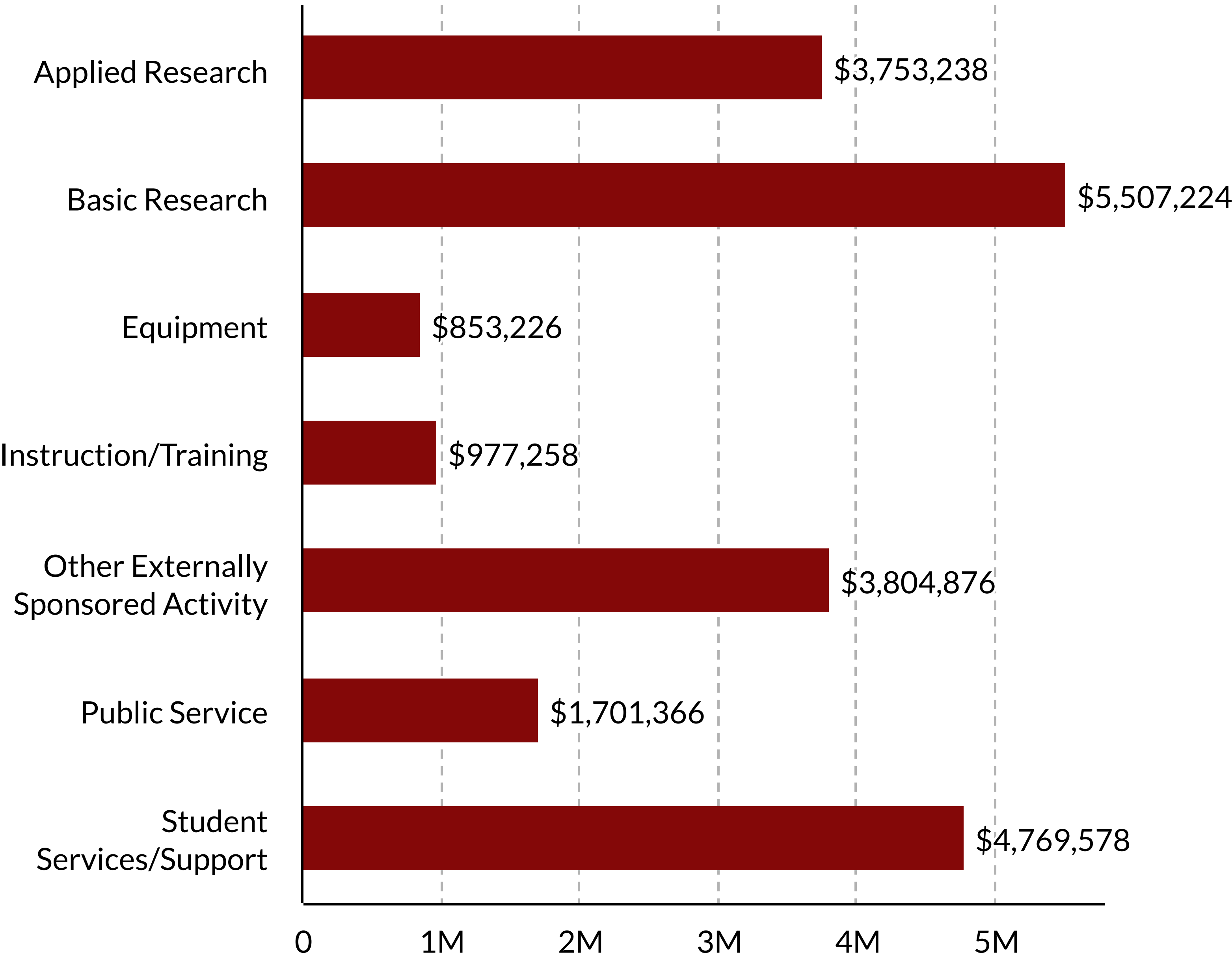
Research, Scholarship and Service: Impact in New Jersey and Beyond



Proposals by Activity Type (Number): FY 22

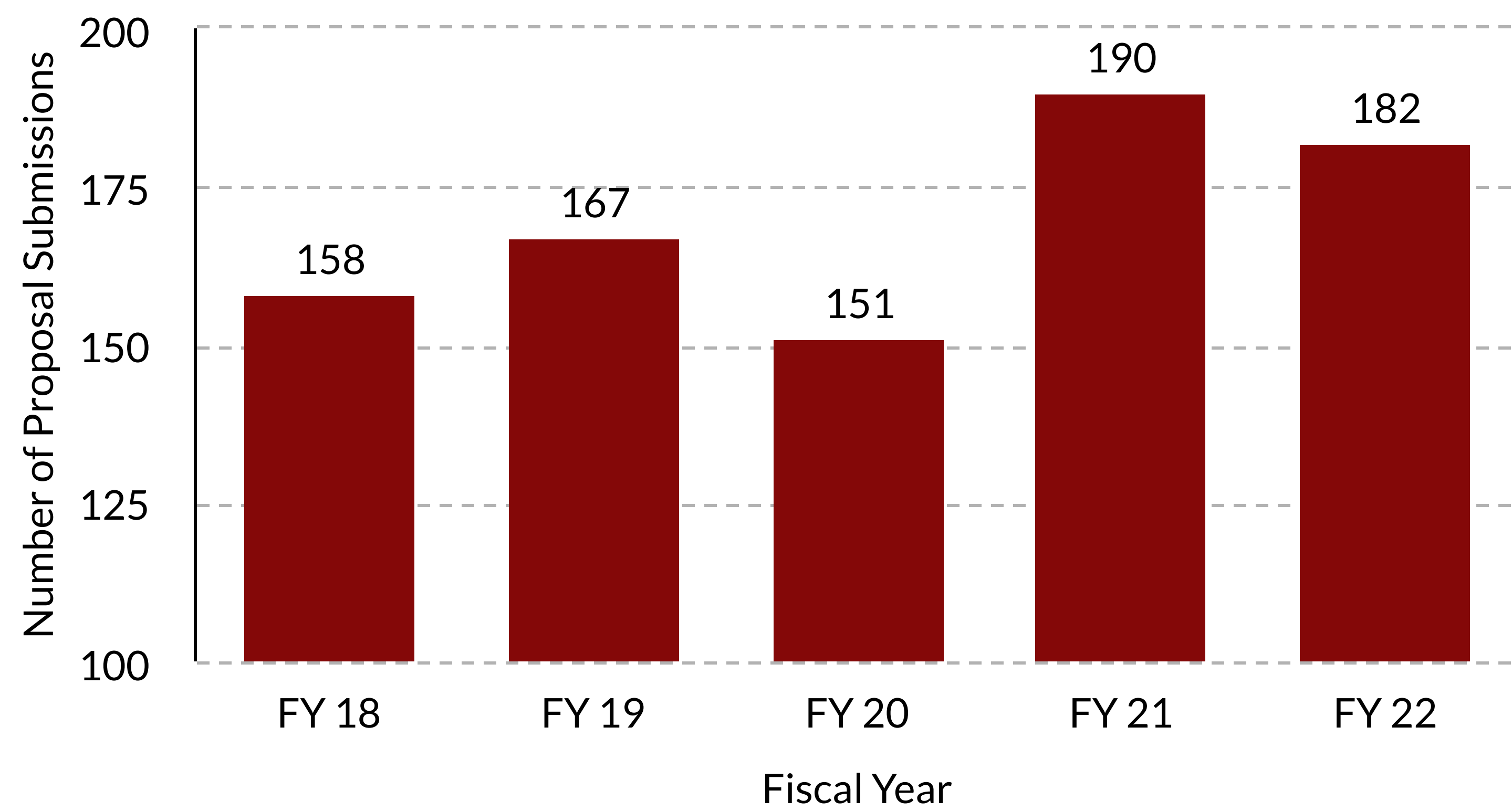


Awards by Activity Type (Total Dollars): FY 22



Proposals and Awards: FY 18-22

Total Number of Proposals Submitted: FY 18-22



Total Dollar Volume of Awards Received: FY 18-22

